

RANGE ROVER



ABOVE & BEYOND





BY APPOINTMENT TO
HM THE QUEEN
MANUFACTURERS OF
MOTOR VEHICLES
JAGUAR LAND ROVER LIMITED
COVENTRY



BY APPOINTMENT TO
HRH THE DUKE OF EDINBURGH
MANUFACTURERS OF
MOTOR VEHICLES
JAGUAR LAND ROVER LIMITED
COVENTRY



BY APPOINTMENT TO
HRH THE PRINCE OF WALES
MANUFACTURERS OF
MOTOR VEHICLES
JAGUAR LAND ROVER LIMITED
COVENTRY



ABOVE & BEYOND

Ever since the first Land Rover vehicle was conceived in 1947, we have built vehicles that challenge what is possible. These in turn have challenged their owners to explore new territories and conquer difficult terrains. Our vehicles epitomise the values of the designers and engineers who have created them. Each one instilled with iconic British design cues, delivering capability with composure. Which is how we continue to break new ground, defy conventions and encourage each other to go further. Land Rover truly enables you to make more of your world, to go above and beyond.





SOPHISTICATED AND MODERN,
THIS IS A RANGE ROVER WITH
PEERLESS CHARACTERISTICS
FROM A UNIQUE LINEAGE.

Gerry McGovern.
Land Rover Design Director and Chief Creative Officer.



Scan to view the Range Rover in action.

Vehicles shown are from the Land Rover global range. Specifications, options and availability will vary between markets and should be verified with your nearest Land Rover Retailer. Vehicle shown right is Autobiography Long Wheelbase in Loire Blue with optional features fitted (market dependent).





CONTENTS

DESIGN

Exterior	6
Interior	8
Loadspace Capacity	12
Long Wheelbase	15
Special Vehicle Operations	19
SVAutobiography Dynamic	21
SVAutobiography Long Wheelbase	24

DRIVING TECHNOLOGY

Testing	28
Terrain Response	30
All Terrain Progress Control	30
Low Traction Launch	30
Electronic Suspension	30
Hill Descent Control	32
Wade Sensing	32
Adaptive Dynamics	35
Dynamic Response	35

DRIVER ASSISTANCE

Driving Aids	36
Parking Aids	39
Towing Aids	41

CONNECTIVITY. ENTERTAINMENT. COMFORT

Land Rover InControl	42
Meridian™ Sound Systems	46
Comfort For All	49

ENGINES

8-speed Automatic Transmission	54
Diesel Engines	55
Petrol Engines	56
Hybrid	58

BODY AND CHASSIS

All-Aluminium Body	60
--------------------	----

SAFETY

5* EURO NCAP Rating	62
---------------------	----

ENVIRONMENTAL

Sustainability	65
----------------	----

SPECIFICATIONS

Choose Your Engine	68
Choose Your Model and Options	70
Choose Your Colour	98
Choose Your Wheels	106
Choose Your Interior	110
Choose Your Accessories	122

TECHNICAL DETAILS

A WORLD OF LAND ROVER	130
-----------------------	-----

DESIGN

EXTERIOR

With its three classic lines of the lower accent graphic, floating roofline and continuous waistline, the Range Rover is unmistakable. The iconic silhouette is gently tapered and curved, while the use of near-flush glazing and Gloss Black pillars accentuates the roof enhancing its streamlined and elegant form.

The vehicle's fresh and contemporary appearance is complemented by carefully crafted design details that give Range Rover its distinctive character.

First to catch the eye is the very modern interpretation of the side fender vent graphic, which is executed on the surface of the front doors.

Whilst lower down, accent graphics sweep around the body. Optional Adaptive Xenon headlights that swivel to follow the road during night-time driving add to the vehicle's look.



Vehicle shown above and right is Autobiography in Indus Silver with optional features fitted (market dependent).



INTERIOR

Refinement is at the heart of Range Rover.

Its interior gives a sense of calm, indulgent and luxurious comfort. It is beautifully appointed and thoughtfully designed. The broad centre console and the new 10" 21:9 wide format Touchscreen puts essential and intuitive controls within easy reach.

Clean surfaces and the use of soft supple leathers, wood veneers and highly polished finishers help create contemporary, comfortable surroundings.

Delightful to the touch, the type of leather is determined by model choice. It enhances the interior, covering virtually every surface from the seats and instrument panel to the doors and headlining. Vogue SE, Autobiography, SVAutobiography Dynamic and SVAutobiography Long Wheelbase feature Semi-Aniline leather with high-grade hides selected for their exceptional suppleness and natural appearance.


The finish is naturally of the highest order.

Tailored twin-needle hand-stitching is used and every aspect is considered; from the length and direction of the stitching, to the spin, thickness and material of the thread. Even the size and shape of the needle is defined.

Interior shown right is Vogue in Espresso/Ivory with Ivory seats and Figured Macassar veneer with optional features fitted (market dependent).









UNCOMPROMISING ATTENTION TO DETAIL

The focus on impeccable craftsmanship is well illustrated by the authentic metal details, which are cool to the touch and stunning to look at, and provide a stylish contrast to the opulent leather and veneer surfaces.

Striking examples include the bold Brushed Aluminium pillars each side of the centre console, the rotary shifter and the distinctive air vents with each blade highlighted with a keyline of Satin Chrome.

Typifying the attention to detail, the aluminium finish on the centre console is created using a unique approach which involves the aluminium material passing through more than 20 distinct processes to provide an exquisitely crafted finish.



LOADSPACE CAPACITY

Whether you're heading off to the opera for the weekend or Geneva and on to Verbier for a week's skiing, Range Rover has ample loadspace. In fact, there are 909 litres available or, when the rear seats are stored flat, 2.030 litres (2.345 litres on Long Wheelbase).

Even though the vehicle enjoys the most exemplary levels of refinement, it's always ready to accommodate your luggage or even bulkier loads with ease.



5 SEATS



4 SEATS



3 SEATS



2 SEATS



REAR EXECUTIVE
CLASS SEATING
(rear seats do not fold forward)





LONG WHEELBASE

EXTERIOR

Range Rover Long Wheelbase is instantly recognisable, superbly engineered and beautifully appointed. This body style has unique features such as a distinctive 'L' badge mounted behind each front wheel arch and Narvik Black mirror caps as standard. And though the exterior length has been extended by 200mm, its silhouette does not appear any different.

Vehicle shown left is Autobiography Long Wheelbase in Loire Blue with optional features fitted (market dependent).




INTERIOR

The overall sense of unparalleled comfort is realised in Range Rover Long Wheelbase, providing an extra 186mm in the second row and affording rear passengers an extended recline of some 17 degrees.

Passenger Seat Away can also slide the front passenger seat forward to provide even greater levels of comfort and space.

This body style has an additional deep illuminated stowage compartment in the centre console for rear seat occupants and rear door map pockets, which are fitted to both bench and **Rear Executive Class** seats. For added convenience, this vehicle is equipped with powered side door blinds and a panoramic sunroof as standard.







SPECIAL VEHICLE OPERATIONS

Designed and engineered by Special Vehicle Operations (SVO) – Land Rover's centre of excellence for bespoke commissions, luxury editions and performance models – the SVAutobiography Dynamic and SVAutobiography Long Wheelbase offer the pinnacle in performance and luxury.

SVAutobiography Dynamic has the power and agility to match its distinctive exterior. The lower stance hints at the performance contained within this special Range Rover. SVAutobiography Dynamic maximises driver enjoyment of the road ahead whilst simultaneously delivering all the luxury you would expect from the performance Range Rover.

SVAutobiography Long Wheelbase is our most luxurious and alluring Range Rover ever. Exclusively available in Long Wheelbase, it offers unrivalled luxury, comfort and refinement – the ultimate Range Rover.

The craftsmanship and expertise of SVO are apparent in the celebrated design, precision engineering and unrivalled levels of refinement that have come together to create the SVAutobiography Dynamic and SVAutobiography Long Wheelbase.



SPECIAL VEHICLE
OPERATIONS

Vehicle shown left is SVAutobiography Long Wheelbase with Duo Tone paint in Corris Grey and Santorini Black with optional features fitted (market dependent).





THE DISTINCTIVE EXTERIOR OF RANGE ROVER
SVAUTOBIOGRAPHY DYNAMIC IS TIMELESS.
WITH A POWERFUL V8 ENGINE AT ITS HEART,
IT HAS THE PERFORMANCE AND AGILITY TO
MATCH ITS DYNAMIC APPEARANCE.

John Edwards.
Managing Director of Special Vehicle Operations.

SVAUTOBIOGRAPHY DYNAMIC

EXTERIOR

Designed for luxury performance, the flowing lines and contemporary design of SVAutobiography Dynamic will turn heads all over the world.

With a tuned chassis, steering, exhaust and suspension, the SVAutobiography Dynamic sits 8mm lower than a standard Range Rover – its aggressive stance hinting at the power and performance contained within.

Unique Graphite Atlas accents, distinctive Red Brembo™ branded brake calipers and exclusive wheels add to the performance appeal of the vehicle.

The SVAutobiography Dynamic provides a new level of agility and performance for the driver to enjoy.



Brembo is a registered trademark of Freni Brembo S.p.A.
Vehicle shown left is SVAutobiography Dynamic in Firenze Red
with optional features fitted (market dependent).





INTERIOR

Encapsulating luxurious comfort and style, the interior of SVAutobiography Dynamic epitomises the very best in sublime craftsmanship.

Alluring to the touch, only the very finest diamond quilted leathers feature within the cabin. A knurled finish to interior features including the Stop/Start button and foot pedals add to the sense of refinement.

The rotary shifter, and Grand Black front and rear door veneers feature a unique Red keyline which reflects SVAutobiography Dynamic's distinctive personality.

RANGE ROVER **SV**AUTOBIOGRAPHY LONG WHEELBASE
EPITOMISES SOPHISTICATED DESIGN. OUR MOST
LUXURIOUS SPECIFICATION YET, THIS VEHICLE
HAS BEEN CRAFTED WITH PRECISION AND CARE,
CULMINATING IN EXQUISITE ATTENTION TO DETAIL.

John Edwards.
Managing Director of Special Vehicle Operations.

SV AUTOBIOGRAPHY LONG WHEELBASE

EXTERIOR

Craftsmanship never goes out of style and over 45 years of expertise in designing Range Rover is manifested in each SVAutobiography Long Wheelbase.

Every tailored aspect whispers elegance and attention to detail. Approaching the front, each vehicle is crafted with luxury design cues such as the unique front grille and 'Range Rover' front and rear script with a dark knurled effect finish edged in Bright Chrome.

The SVAutobiography Long Wheelbase retains a poised stance, even with the 200mm extra length. Body-coloured side vent graphics are punctuated by Bright Chrome inserts, with Bright Chrome door handle surrounds and tailgate finisher. Unique 21" and 22" wheel choices complete the luxury design.

To reflect your personal taste, the option of exterior Duo Tone paint allows customers to specify the vehicle in one of 25 exterior colours* below the waistline, with a Santorini Black finish above the waistline to produce a prestigious appearance.



*Duo Tone paint available on SVAutobiography Long Wheelbase. Please see page 105.

Vehicle shown right is SVAutobiography Long Wheelbase with Duo Tone paint in Corris Grey and Santorini Black with optional features fitted (market dependent).









INTERIOR

The interior of SVAutobiography Long Wheelbase is the epitome of refined, sophisticated and indulgent living.

Attention to the minutiae is in everything you see and touch. From the rear centre console with bottle chiller compartment and power deployable tables, to the unique seat design with calf support, the vehicle exudes confidence and a calm, collected air.

A knurled finish to interior features such as Stop/Start button, rotary shifter, armrest adjusters and Satin Brushed cupholder, all add to the refined look. The key fob also has a knurled detailing and Autobiography script.

Optional features include: a veneer sliding loadspace floor to enhance this area of the vehicle and a Tailgate Event Seating system. This provides two comfortable luxury leather seats which mount in the tailgate when the vehicle is stationary for participating in outdoor events.

DRIVING TECHNOLOGY

TESTING

Before any vehicle can carry the Land Rover badge, it must complete a series of rigorous tests to establish the very highest levels of luxury, performance and capability.



SUSPENSION

You're unlikely to push any Land Rover harder than we have. To guarantee an unrivalled breadth of dynamic capability, both on and off-road, the vehicles have been exposed to ten years of the most extreme driving pressures in a fraction of the time using our state-of-the-art test rig.



WIND SPEED

In our climate chambers we can recreate some of the most challenging wind conditions Range Rover will face. Not just 180km/h crosswinds, but high ambient temperatures and low airflow situations. Only by pushing all systems to their limits do we develop true reliability.



HOT AND COLD CLIMATE

In real world environments and our climate chambers, we freeze vehicles to -40°C and bake them to 50°C. Key functions and systems are then scrutinised to our exacting standards. So even in the most remote locations, comfort and peace of mind is never far away.



OFF-ROAD

From the icy proving grounds of Arjeplog, Sweden, to Dubai's unforgiving desert sands, we ensure our legendary all-terrain performance is innate in every vehicle. Prototypes are developed across approximately 8.500km of the most demanding off-road routes.



SEMI-ANECHOIC CHAMBER

In the 'neutral sound' of our semi-anechoic chamber we precisely expose the cabin to a range of frequencies and vibrations, making certain that Range Rover sounds refined at every speed and across every surface.



MONSOON

Using our monsoon simulator, we drench our vehicles with some 85.000 litres of specially dyed water, while tilting it by as much as 45°, checking for even the slightest leak with UV lights. Ensuring each vehicle can enter and exit a body of water without a single droplet entering the cabin.



TERRAIN RESPONSE

With an all-aluminium body and true Land Rover capability at its heart, the Range Rover delivers incredible off-road performance.

Our unique **Terrain Response 2*** system is designed to monitor driving conditions and automatically optimise driveability and traction by adapting the responses of the vehicle's engine, gearbox, centre differential and chassis systems to match the demands of the terrain.

Even when it is not in Auto Mode, Terrain Response 2 provides the driver with additional input, such as advising when to select low range or the off-road ride height. There are five Terrain Response settings: General Driving, Grass/Gravel/Snow, Mud and Ruts, Sand, and Rock Crawl.



ALL TERRAIN PROGRESS CONTROL

All Terrain Progress Control (ATPC)** is a state-of-the-art system that enables drivers to set and maintain a steady speed in challenging conditions.

Operating like a cruise control system, it functions at very low speeds between 2kph and 30kph, enabling the driver to maintain full concentration on steering and finding a path through obstacles.

Developed by Land Rover's industry-leading all-terrain specialists, the system works seamlessly alongside the Terrain Response 2 and 4 Wheel Drive (4WD) traction and braking systems.

Once ATPC is activated, the standard steering wheel +/- cruise control buttons are used to set the speed. Brake and accelerator pedals can still override the chosen settings, with gentle braking achieving a reduction in speed.

LOW TRACTION LAUNCH

Range Rover features a dedicated launch functionality, which enables the vehicle to pull away smoothly and easily, even on tricky low-friction surfaces like ice, snow or wet grass.

ELECTRONIC SUSPENSION

A sure-footed, composed drive is completed by the latest 4-corner air suspension which provides exceptional wheel articulation and poise.

Capable of taking on tough situations, this system is designed to keep the Range Rover composed and stable no matter how rough the terrain. For unprecedented ride quality, it switches heights seamlessly when necessary.

*Standard on Vogue SE, Autobiography, SVAutobiography Dynamic and SVAutobiography Long Wheelbase **Not available on SDV6 Hybrid Diesel.
Features and their availability may differ by vehicle specification and market. Please see pages 76-97, or contact your nearest Land Rover Retailer, for more information.
Vehicle shown right is Vogue in Indus Silver with optional features fitted (market dependent).







HILL DESCENT CONTROL

To complement the Terrain Response system, Range Rover can also call upon a unique suite of all-terrain technologies to help maximise performance and safety, including Hill Descent Control (HDC).

Hill Descent Control assists with controlled descents of difficult slopes by maintaining a constant speed and applying braking separately to each wheel.


Hill Start Assist ensures you do not roll backwards as you pull away on an incline.

The vehicle also utilises **Gradient Release Control (GRC)** which is designed to prevent the vehicle 'running away' on a steep incline when the driver inadvertently releases the brake.

WADE SENSING

Optional Wade Sensing assists the driver when crossing streams, fords and flooded roads, by using sensors in the door mirrors and alerting the driver if the water is too deep. This feature provides real-time pictorial wading information, including the depth of the water in relation to the vehicle, as well as maximum wading capability of the vehicle via the Touchscreen.

Range Rover delivers impressive wading depth of 900mm, partly enabled by an air intake system. In addition, the vehicle's angle is displayed via the Touchscreen to show when it is entering deeper or shallower water; this aspect of the feature is particularly beneficial in the dark when it is difficult to predict the wading depth. Finally, as you leave the water, you will find the departure angles are second to none.









ADAPTIVE DYNAMICS

Adaptive Dynamics makes the miles go by virtually unnoticed. The system monitors vehicle movements up to 500 times a second, reacting to driver or road inputs almost instantaneously to give greater control and minimise body movement ensuring a composed, flat ride.

The system even senses off-road conditions, and optimises damping accordingly so driver and passengers arrive at their destination refreshed and relaxed.

DYNAMIC RESPONSE

Dynamic Response* improves vehicle handling and occupant comfort by reducing the amount of body lean during cornering.

The latest two channel system is capable of controlling the front and rear axles independently, allowing it to be tuned to deliver increased low-speed agility, along with enhanced high-speed stability and greater steering precision.

This feature also aids off-road capability. If the system detects off-road conditions, the control module reduces the level of roll compensation and actively manages the body roll rate, allowing improved passenger comfort and body composure at low speeds.

- 1 UNADJUSTED LATERAL BODY LEAN
- 2 CORRECTED LATERAL BODY LEAN

*Only available on SDV8 and V8 Supercharged.
Vehicle shown left and above is Autobiography Long Wheelbase in Loire Blue with optional features fitted (market dependent).

DRIVER ASSISTANCE

DRIVING AIDS





COMMAND DRIVING POSITION

Range Rover's drive is confident and measured with the legendary Command Driving Position placing the driver in an elevated, upright seating position. This offers a reassuring view of the vehicle and its surroundings. The sense of control offered by the elevated driving position is enhanced by the vehicle's outboard seating location with clear visibility to the side, and outstanding forward visibility over the characteristic sunken profile of the bonnet.

FULL THIN FILM TRANSISTOR (TFT) INSTRUMENT PANEL

The 12,3" virtual instrument panel uses high-resolution display technology and colour graphics for clear communication of the main vehicle functions and data, including full screen navigation. With elegant virtual dials resembling 3D Chrome it can be tailored to display only information that is relevant to the current driving situation.

TRAFFIC SIGN RECOGNITION WITH INTELLIGENT SPEED LIMITER

Traffic Sign Recognition keeps you fully informed by displaying particular traffic signs in the instrument cluster where they can easily be seen, and as part of Head-up Display when fitted. The system is capable of detecting variable speed limits and where it exists, navigation data is used to increase its effectiveness. This feature can also display overtaking restrictions.

When activated, Intelligent Speed Limiter uses Traffic Sign Recognition information to adjust your vehicle's speed accordingly.



HEAD-UP DISPLAY

Head-up Display is an option that presents key vehicle data such as road speed, gear position and navigation directions on the windscreen, without distraction or the need for you to take your eye off the road.

The innovative laser system is more robust against issues such as 'washout' – the effect that the glare from sunlight has on inferior LED-based systems. The feature can be turned on and off dependent on driver preference.

Features and their availability may differ by vehicle specification and market. Please see pages 76-97, or contact your nearest Land Rover Retailer, for more information. Image shown left is Autobiography Long Wheelbase in Santorini Black with optional features fitted (market dependent).


DRIVING AIDS

Range Rover has a wealth of driving aids on hand to give you and your passengers an even more sure-footed drive. Featuring the most innovative thinking, engineering and technologies, these features will help you manage most traffic, motorway, road and even night-time driving situations with ease.



LANE KEEP ASSIST* AND DRIVER CONDITION MONITOR**

Lane Keep Assist detects when your vehicle is unintentionally drifting out of your lane, and gently steers you back. Driver Condition Monitor knows if you're starting to feel drowsy and gives you an early warning when you need to take a break.



ADAPTIVE CRUISE CONTROL WITH QUEUE ASSIST AND INTELLIGENT EMERGENCY BRAKING

When you're cruising on the motorway or travelling in slow-moving traffic, this system will keep your vehicle a safe distance from the one in front should it slow or stop. When the vehicle speeds up again, so does Range Rover. If a collision is unavoidable, Adaptive Cruise Control will engage Intelligent Emergency Braking. This system can help reduce injuries and damage by automatically applying the brakes.



AUTONOMOUS EMERGENCY BRAKING

Functioning at moderate speeds, if a potential collision is detected, this system displays a forward collision warning, giving you time to take action. If a collision is still anticipated and you have taken no action, this system will apply the brakes to help reduce the severity of the possible impact.



BLIND SPOT MONITOR WITH REVERSE TRAFFIC DETECTION**

Blind Spot Monitor alerts you to vehicles in, or quickly approaching, your blind spot, through a small warning light in the corresponding door mirror. Reverse Traffic Detection warns you of hazards approaching from either side of your vehicle, through both audible and visual warnings so you know what's behind you even when the view is obstructed. Optional Blind Spot Assist with Reverse Traffic Detection is also available*.

*Available with Drive Pro Pack **Available with Drive Pack.

Features and their availability may differ by vehicle specification and market. Please see pages 76-97, or contact your nearest Land Rover Retailer, for more information.

PARKING AIDS

Parking your vehicle in a busy town or city has never been a particularly simple and straightforward manoeuvre, which is why Range Rover features a raft of aids to help you reverse and park with the greatest of confidence, even when you're negotiating the tightest of spaces.



PARK ASSIST – PARALLEL PARK, PARKING EXIT AND PERPENDICULAR PARK

Our Park Assist system makes parallel and perpendicular parking easier than ever by steering your vehicle into a suitable space. You just have to select the appropriate gear and control the vehicle's speed. Park Assist will also steer you out of a space, taking all of the stress out of parking. Graphics and notifications guide you through the manoeuvres.



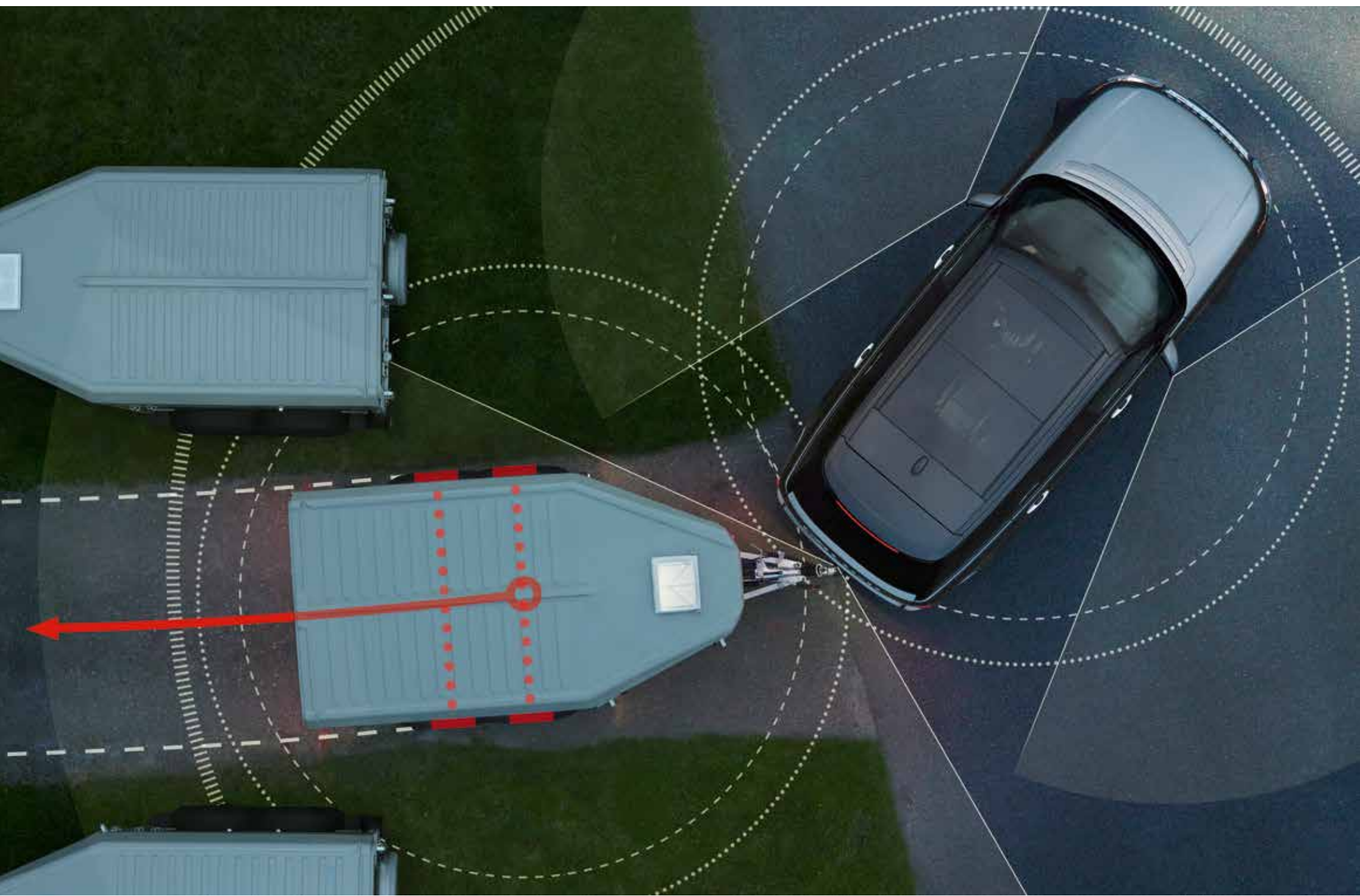
SURROUND CAMERA SYSTEM

Giving a 360° exterior view via the Touchscreen, this helps with various manoeuvres from parking by a kerb to getting in and out of tight spaces and junctions.



REAR VIEW CAMERA

To make parking in tight spots simpler, lines to represent the vehicle's outer perimeter and predicted path are superimposed on the rearward image displayed on your Touchscreen.





TOWING AIDS

With a towing capacity of up to 3.500kg* and by incorporating tailored technologies, Range Rover can handle the most demanding of tasks.

ELECTRICALLY DEPLOYABLE TOW BAR

The optional electrically deployable tow bar is stowed discreetly behind the bumper and deploys / stores in 12 seconds with one touch of a button. It is sensitive to obstructions and will stow automatically if necessary.

TOW HITCH ASSIST

Tow Hitch Assist makes coupling a trailer to the vehicle much easier by helping you visualise the hitching process; it displays the predicted path of the vehicle tow ball towards the trailer tow bar on the Touchscreen.

TOW ASSIST

On the road, the Tow Assist feature helps with reversing by predicting the trailer's direction. You can even choose your trailer's width for precise guidelines displayed on the Touchscreen. Standard with Surround Camera System.

ADVANCED TOW ASSIST

Advanced Tow Assist allows you to control the direction of your trailer when reversing by using the rotary Terrain Response 2 controller. The optional system will control the vehicle's steering to achieve the desired trailer trajectory. The Touchscreen will display the current and desired trailer trajectory.

TRAILER STABILITY ASSIST

Trailer Stability Assist (TSA) monitors the vehicle to detect movements in the trailer and then uses selective braking to help correct potentially hazardous situations.

SURROUND CAMERA SYSTEM

For a complete, all-round view, the optional Surround Camera System incorporating T-Junction View helps to see everything clearly on the high-resolution full colour Touchscreen. Using four digital cameras discreetly placed around the vehicle, the system provides an almost complete 360° view including a birds-eye overhead view. It is perfect for more complex driving assignments such as towing a yacht or a horsebox.

Along with the ability to display several different views at the same time, this technology can also zoom and pan, ensuring objects and angles, normally below the line of sight, can be seen.

*3.000kg limit on SDV6 Hybrid Diesel, SVAutobiography Dynamic and SVAutobiography Long Wheelbase V8 Supercharged. Features and their availability may differ by vehicle specification and market. Please see pages 76-97, or contact your nearest Land Rover Retailer, for more information. Vehicle shown left is Autobiography in Indus Silver with optional features fitted (market dependent).

CONNECTIVITY. ENTERTAINMENT. COMFORT

LAND ROVER INCONTROL



InControl is our suite of advanced technologies that links both you and your Range Rover to the wider world. The standard InControl Touch Pro can be enhanced by adding the connectivity package, InControl Connect Pro.

INCONTROL TOUCH PRO



INCONTROL TOUCH PRO

InControl Touch Pro's next-generation hardware and software advances Range Rover's connectivity and entertainment to the very highest level. Some key aspects of InControl Touch Pro are:

- 10" Touchscreen
- InControl Touch Pro Navigation
- 12,3" Instrument Panel Display with virtual dials and full screen 3D Map View
- Meridian™ Sound System 380W with 12 speakers and a dual channel subwoofer
- InControl Protect consists of SOS Emergency Call, Land Rover Optimised Assistance and Remote Essentials smartphone app.



OPTIONAL

- InControl Apps – features a range of Land Rover approved apps that can be connected to Range Rover from your smartphone. It ensures safe and convenient use of apps optimised to enhance aspects of your in-car experience
- InControl Secure provides stolen vehicle tracking by detecting any unauthorised movement of your vehicle
- Digital Audio Broadcast (DAB) Radio
- Digital TV
- Rear Seat Entertainment
- Meridian™ Surround Sound System 825W with 18 speakers and a dual channel subwoofer
- Meridian™ Reference Sound System 1700W with 28 speakers and a dual channel subwoofer and Conversation Assist.



INCONTROL CONNECT PRO

You have the option of adding InControl Connect Pro's services, technologies and applications to give you the very best in connectivity and convenience. It offers features including:

- InControl Apps
- Remote Premium includes Remote Climate Control, Remote Lock and Unlock, and Remote Beep and Flash
- InControl Pro Services includes Wi-Fi Hotspot, Route Planner App, Live Services, Commute Mode, Arrival Mode and Arrival Mode Parking.

InControl features, options and their availability remain market and powertrain dependent – check with your Retailer for local market availability and full terms. Certain features require a Micro SIM with a suitable data contract which will require further subscription after the initial term advised by your Retailer. iPhone® is a registered trademark of Apple Inc., registered in the US and other countries. Mobile network connectivity cannot be guaranteed in all locations. Feature availability will vary by model. Please refer to the standard and optional feature listing on pages 81 and 97.

10 WAYS TO GET YOUR LIFE INCONTROL

Find a parking space, stream your favourite music and even track a stolen vehicle. Find out how InControl will make your life easier.



PLANNING ROUTES

Before setting off, use the **Route Planner App** or online portal to search, save locations or set your destination. The app uses the Cloud to send your destination automatically to your vehicle's navigation screen.



STAYING CONNECTED

Before you get into your vehicle, set your ideal cabin temperature with the **Remote Premium App** on smartphones and now the Apple Watch. On the road, the in-car **Wi-Fi Hotspot** provides a stable Internet connection and lets you connect up to eight devices.



STAYING FOCUSED

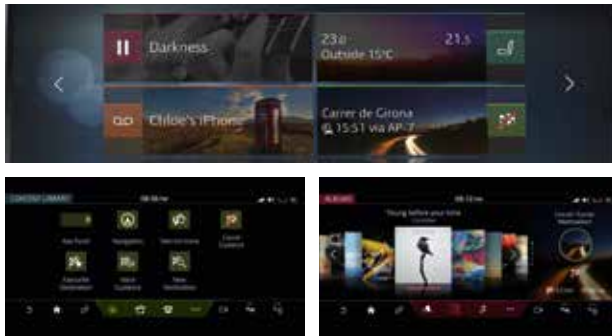
Our all-new InControl Touch Pro **Voice Recognition** system understands normal spoken instructions. So you can concentrate on the road ahead without any distractions.



FINDING PARKING

When you near your destination, **InControl Touch Pro Navigation** will suggest nearby parking from a database including space availability. With just one click, the car park is added and your route is updated. **Arrival Mode Parking** shows a 360° street level image to help you identify your destination.

InControl features, options and their availability remain market and powertrain dependent - check with your Retailer for local market availability and full terms. Certain features require the fitment of InControl Connect Pro and a Micro SIM with a suitable data contract which will require further subscription after the initial term advised by your Retailer. Apple Watch® is a registered trademark of Apple Inc., registered in the US and other countries. Mobile network connectivity cannot be guaranteed in all locations. InControl apps will need to be downloaded from the Apple/Android Store, please contact your nearest Land Rover Retailer for further information.



MOVING FASTER

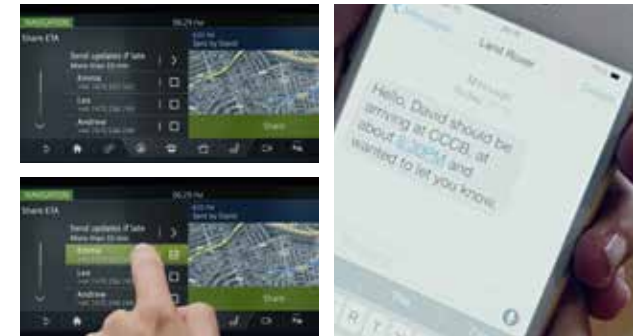
InControl Touch Pro brings you more processing power, thanks to a quad core processor plus an integrated Ethernet network.

Customisable homescreens let you arrange the screen, as you like, with up to four personalised homescreens and over 60 shortcuts.



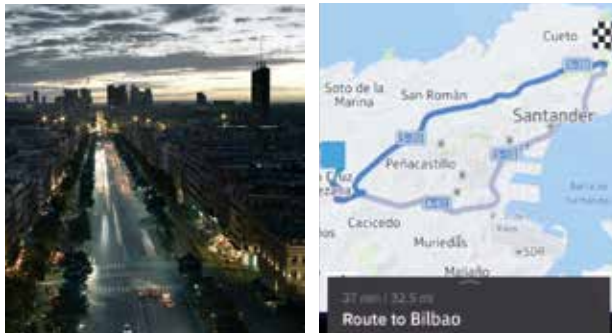
INTELLIGENT ROUTING

Commute Mode allows the system to learn your commutes and automatically advises you of the expected journey time based on live and historical traffic movements without having to input a destination. The system learns the routes you take for a given destination and then advises which of those is the quickest.



SHARING PROGRESS

Share your estimated time of arrival so your selected contact(s) will know exactly when you will arrive, as calculated by the navigation guidance system. If you're running late, **Share ETA** can then send automatic updates via text or email, without any further action from you.



DOOR-TO-DOOR

Once you've parked, the **Route Planner App** will guide you to your destination – a true door-to-door experience which includes public transport options. The **Remote Premium App** also lets you check your vehicle to make sure you've locked and secured all doors and windows.



YOUR VEHICLE CAN BE TRACKED IF STOLEN

With **InControl Secure**, if your vehicle is broken into, a silent alarm is triggered alerting the relevant authorities. Your vehicle can then be tracked until it is recovered.



HELP IS ALWAYS AT HAND

With **InControl Protect** the emergency services will be automatically notified if you're in an accident, or you can call them manually via an in-car button. You can also summon a Land Rover Optimised Assistance operator should you need technical assistance.



MERIDIAN™ SOUND SYSTEMS

Meridian products offer the very best in British engineering and design. Just like Land Rover, it is an intuitive and personal experience. Meridian sound masters have employed years of psychoacoustic research to enable you to experience music in a new dimension.

MERIDIAN REFERENCE SOUND SYSTEM (1700W)

The exceptional quality of the Meridian Reference Sound System brings a concert hall experience into the Range Rover.

28 speakers and a dual channel subwoofer, on the 1700W system, ensure you hear everything from the thunderous rumble of bass, to the reedy whisper of a clarinet with a purity that you feel as well as hear.

Meridian Trifield 3D* technology provides greater control over the content of the surround and side channels, as well as additional signal feeds for height speakers, delivering a personal, realistic three-dimensional listening experience in every seat.

MERIDIAN SURROUND SOUND SYSTEM (825W)

This 825W system has 18 speakers and 16 channels, and a dual channel subwoofer, that are placed in ideal positions around the vehicle.

The system also incorporates Meridian Trifield technology to create a concert-like experience for all occupants.

MERIDIAN SOUND SYSTEM (380W)

This 380W system has 12 speakers and 12 channels, and a dual channel subwoofer, for highly optimised sound quality.

Meridian is a registered trademark of Meridian Audio Ltd.

*Trifield and the "three fields" device is a trademark of Trifield Productions Ltd.

Features and their availability may differ by vehicle specification and market.

Please see page 96, or contact your nearest Land Rover Retailer, for more information.

Interior shown left is SVAutobiography Long Wheelbase in Navy/Ivory.

Vehicle shown right is Autobiography in Aruba with Ebony/Ivory interior with Ivory seats with optional features fitted (market dependent).







COMFORT FOR ALL

SEAT COMFORT

The optional massage seats feature five programmes and are available for driver and passenger. Both front and rear seats have the option of winged headrests and rear seat recline is standard on all vehicles.

Driver and Front Passenger Upper Seat Articulation is an optional feature that allows the driver and front passenger to adjust the upper part of their seats, providing an extra level of comfort and functionality. Other seat functionality options include adjustable bolsters, 4-way lumbar and climate seats.

PASSENGER SEAT AWAY

The rear passengers can control the movement of their own seat and the front passenger seat with the touch of a button. This allows for forward and backward movements of the front seat.

Enhanced Passenger Seat Away gives full control from the rear centre console, including tilt, and is only available on Rear Executive Class seats.

REAR EXECUTIVE CLASS SEATS

For pure indulgence and refinement in an SUV, nothing comes close.

With the SVAutobiography Long Wheelbase*, Autobiography and Vogue SE models you can choose Rear Executive Class seating. The ultimate in comfort, these two individual seats feature memory, powered headrest, rear centre console armrest, cushion adjustments, massage seats and power recline.

The individual seats are separated by an elegant console that houses the controls and an optional cooler compartment.

*Standard on SVAutobiography Long Wheelbase.
Interior shown left is Autobiography in Espresso/Ivory with Ivory seats and Figured Macassar veneer with optional features fitted (market dependent).



COMFORT FOR ALL



CLIMATE CONTROL

To ensure that the interior is maintained at the perfect temperature, whatever the weather outside, Range Rover features a Climate Control system which is based on class-leading technology. The result of an incredibly rigorous development programme, the system has been tested in real-world conditions in temperatures ranging from -40 to 50°C.

Two versions are available: a three-zone system, featuring separate temperature controls for driver, front passenger and rear seats, or the premium four-zone system, which has separate climate controls for driver, front passenger and each side of the rear cabin.

With its independent heating and cooling capability, the four-zone system offers a significant improvement in rear seat luxury, with multiple outlets at face, foot and hip level.



REMOTE PARK HEAT WITH TIMED CLIMATE

Optional Remote Park Heat with Timed Climate enables you to pre-heat or ventilate the vehicle with remote control and seven-day timer.

This pre-heats the engine, channelling residual heat into the cabin, so the vehicle is warm and comfortable by the time you need to leave. It can be activated immediately by remote control, or pre-programmed through the Touchscreen to ensure it is ready for your regular morning departure time.

CONFIGURABLE INTERIOR MOOD LIGHTING

Passengers can change the interior lighting to suit their tastes. There is a palette of ten colours to choose from and simply operated variable brightness controls can help create the desired mood. The clean, elegant lines and premium materials of the interior are highlighted by carefully detailed LED mood lighting that brings the cabin alive at night. Available as an option.

PANORAMIC ROOF

Flooding the interior with light, the optional fixed or sliding panoramic roof enhances the feeling of space and a connection to the world outside. Yet, at the touch of a button, the driver and passengers can feel cocooned once more as the full-length power blind glides into place.

Features and their availability may differ by vehicle specification and market. Please see pages 76-97, or contact your nearest Land Rover Retailer, for more information.
Interior shown left is Autobiography in Espresso/Ivory with Ivory seats and sliding panoramic roof with optional features fitted (market dependent).



COMFORT FOR ALL

REAR SEAT ENTERTAINMENT

The optional Rear Seat Entertainment system provides either 8" screens built in to the headrest or 10" high-definition seat mounted articulating screens.

'Journey Status', a Navigation Summary screen which displays a pop-up for the rear occupant detailing the time and distance to destination, is also included. Both systems come with a pair of WhiteFire® digital wireless headphones and HDMI, Mobile Hi-Definition Link and USB connections.

AUTOMATIC ACCESS HEIGHT

Attention to detail is everywhere you look and in everything you touch. For instance, the Automatic Access Height feature lowers the vehicle with precision by up to 50mm, for easier entry and exit when parked. Arriving in style at any function has never been more relaxed.

SPLIT TAILGATE

The split tailgate is distinctly Range Rover. Its electrically operated upper and lower tailgates* help provide a platform for social and sporting events coupled with greater protection from the elements. The upper and lower tailgate can be opened independently using the buttons on the tailgate, or they can be simultaneously opened or closed using the key fob, whilst the upper tailgate can be operated from a switch on the dash.

POWERED GESTURE TAILGATE*

This feature adds practicality and makes life with your Range Rover even easier. Electronically operated, simply by performing a smooth upward movement of the foot beneath the sensor, powered gesture tailgate enables the driver to operate the tailgate (both to open and close) from the kerbside without needing to physically touch either the vehicle or the key fob. And as the system is compatible with accessory towing solutions, you can still open and close the tailgate with the least amount of fuss.



*Option on HSE.

WhiteFire® is a registered trademark of Unwired Technology LLC and any use of such marks by Land Rover is under licence.

Features and their availability may differ by vehicle specification and market.

Please see pages 76-97, or contact your nearest Land Rover Retailer, for more information.

Interior shown left is Autobiography in Ebony/Ivory with Ivory seats Grand Black veneer with optional features fitted (market dependent).

Vehicle shown right is Autobiography in Indus Silver with optional features fitted (market dependent).

ENGINES

8-SPEED AUTOMATIC TRANSMISSION

All petrol and diesel engines in the Range Rover are paired with the advanced electronically controlled ZF 8-speed Automatic Transmission, which has been tuned by Land Rover engineers to combine silky-smooth shifting with exceptionally rapid response. With eight closely spaced ratios, gear changes are almost imperceptible, with each shift completed in just 200 milliseconds.

Controls include steering wheel-mounted paddle shift as standard, enabling the driver to take control of gear shifting manually.

The transmission accepts multiple downshifts, maintaining an absolutely smooth transition between ratios. The optimised lightweight 8-speed Automatic Transmission is the perfect partner to the torque-rich petrol and diesel engines, and contributes to their fuel efficiency.

The transmission is tuned to select torque converter lock-up as early as possible to reduce slip and energy loss. **Transmission Idle Control** disengages 70 percent of the drive when the vehicle is stationary and the engine is idling in Drive, significantly reducing fuel consumption in urban conditions.

In cold conditions, the transmission selects a lower gear to promote fast warm up and get the engine up to its efficient operating temperature as soon as possible.

DIESEL ENGINES

TDV6 258PS

With a substantial maximum torque of 600Nm, the TDV6 is capable of refined and smoothly responsive performance, sweeping from 0-100kph in just 7,9 seconds.




The engine uses an eight-nozzle low-flow injector designed for more precise injection and improved fuel atomisation. The intake system with twin intercoolers ensures charge cooling, and the engine features the latest tandem solenoid intelligent Stop/Start system to reduce fuel consumption and emissions.

SDV8 339PS

The SDV8 Diesel was designed exclusively for the Range Rover, with 339PS of power the 4,4 litre 'super-diesel' combines huge reserves of performance with impressively low emissions and unparalleled levels of refinement.

With a staggering 740Nm produced between 1.750 and 2.250rpm, the SDV8 delivers completely effortless acceleration, surging from 0-100kph in 6,9 seconds and impressive fuel efficiency reflected in CO₂ emissions from as low as 219g/km.

The SDV8 achieves its incomparable blend of supreme driveability and refinement through advanced diesel technologies, most notably the innovative parallel sequential turbocharging concept which delivers outstanding performance and responsiveness throughout the rev range. The engine also features an Intelligent Stop/Start system to reduce fuel consumption and emissions.

	 ACCELERATION 0-100KPH (SECONDS)	 TOP SPEED (KPH)	 CO ₂ EMISSIONS (G/KM)
3,0L TDV6 Diesel 258PS SWB (LWB)	7,9 (8,3)	209	182
4,4L SDV8 Diesel 339PS SWB (LWB)	6,9 (7,2)	218	219

PETROL ENGINES

V8 SUPERCHARGED 510PS

With huge reserves of power and torque inherent in this configuration, an indication of the performance on offer is reflected in the 0-100kph time of 5,4 seconds. This is achieved in the most refined and precise manner possible.




The V8 has a compact and lightweight all-aluminium design, with class-leading low levels of internal friction. The engine has been optimised around a state-of-the-art Bosch engine management system. This features high-pressure direct injection with an industry-leading centrally mounted, multi-hole, spray-guided injection system.

The 510PS engine is fitted with a sixth generation, **Twin Vortex System (TVS)** supercharger that offers superior thermodynamic efficiency and extremely refined noise levels.

V8 SUPERCHARGED 550PS

Exclusive to SVAutobiography Dynamic and SVAutobiography Long Wheelbase. The V8 Supercharged engine delivers 550PS and 680Nm of torque compared with the V8 Supercharged engine output of 510PS and 625Nm, an increase of 40PS and 55Nm. So you enjoy a more responsive, intuitive drive.

This breathtaking increase in performance has been enabled by a recalibration of the engine and its management system to increase maximum available boost pressure. Maximum torque is delivered at 3.500-4.000rpm.

			
	ACCELERATION 0-100KPH (SECONDS)	TOP SPEED (KPH)	CO ₂ EMISSIONS (G/KM)
5,0L V8 Supercharged Petrol 510PS SWB (LWB)	5,4 (5,8)	225/250*	299
5,0L V8 Supercharged Petrol 550PS SVAutobiography Dynamic	5,4	225/250*	299
5,0L V8 Supercharged Petrol 550PS SVAutobiography Long Wheelbase	5,8	225/250*	299

*Maximum speed when specified with 22" wheels.

For engine availability, please refer to page 69.

Official EU Test Figures. For comparison purposes only. Real world figures may differ.



HYBRID

Range Rover Hybrid was the first diesel SUV of its kind in the world. It is designed and engineered to deliver class-leading capability and versatility. By fully integrating the hybrid technologies into the chassis, nothing is lost in ground clearance, approach and departure angles or the 900mm wading depth. The vehicle truly is 100% Hybrid, 100% Land Rover.

A lithium-ion battery pack is mounted under the floor of the vehicle to avoid any impact on loadspace or passenger accommodation. It is protected by a boron steel cradle to ensure the vehicle retains its full off-road breadth of capability.

Attention to detail is at the very heart of Land Rover. That is why even the alloy wheels on Range Rover Hybrid have been designed for increased efficiency. The design features spokes that are aerodynamically shaped so, as they move through the air, they require less power to keep them moving. To finish, the vehicle is specified with a unique Hybrid badge that is located on the side vent.

Select from four Hybrid driving modes to tailor the vehicle's performance to your requirements.



Electric Vehicle (EV) On Mode: Optimises hybrid battery power and is whisper quiet enhancing the refinement around town or peaceful villages.

Electric Vehicle (EV) Off Mode: Enables the vehicle's default setting where the hybrid system selects the most efficient combination of diesel and electric power to meet the power and torque required.



Sport Mode: Gives full access to the vehicle's performance, comparable to the SDV8. The throttle response becomes more immediate with torque triggered from less pedal pressure, ideal for when additional power is required.




Auto Stop/Start Off Mode: Increases charging opportunities as this option means the engine runs continuously, inhibiting the Stop/Start system.

Range Rover Hybrid has been tested on the most demanding terrains, rigs and under the same extremes as every Land Rover. Hybrid technologies deliver impressive efficiencies.

The 3,0L SDV6 Diesel engine with a **35kW electric motor** generates the same performance as the SDV8 Diesel but with CO₂ emissions from only 164g/km, 10% lower (18g/km less) than the TDV6 engine.

Innovative engineering ensures the transmission of energy between battery and engine is seamless. This energy is created by the **Regenerative Braking Process**, through electro-hydraulic brakes on the rear axle that capture and store kinetic energy in the battery, normally lost through braking.

This is then used to power the electric motor and ensures that torque is instantly available on demand.





HIGH VOLTAGE BATTERY
INVERTER PACKAGE

TRANSMISSION WITH
INTEGRATED 35kW
ELECTRIC MOTOR

V6 DIESEL
ENGINE

BODY AND CHASSIS

ALL-ALUMINIUM BODY

WORLD'S FIRST SUV WITH LIGHTWEIGHT ALUMINIUM CONSTRUCTION

Range Rover is the world's first SUV to feature an advanced all-aluminium body structure making it lighter, more fuel efficient and sustainable.

Not only the lightest in its class by a significant margin, the aluminium structure is incredibly strong too. The body has been engineered to withstand the same off-road impacts as all Land Rovers.

The joints in the shell are riveted and bonded together using techniques originally developed in the aerospace industry and adapted for automotive use by Land Rover. This structure means that traditional energy intensive construction methods such as spot welding are not required.

STATE-OF-THE-ART LIGHTWEIGHT SUSPENSION ARCHITECTURE

Another key factor in the driving capability of the Range Rover is the lightweight suspension architecture. The suspension systems use a clean sheet design which promises to deliver best-in-class vehicle dynamics.

Primarily constructed from lightweight aluminium components, the suspension concept is fully independent, with a wide-spaced double-wishbone design at the front and an advanced multi-link layout at the rear.

The lightweight chassis architecture is combined with four-corner air suspension to optimise the vehicle's versatility both on and off-road. The air springs offer variable ride height, and are cross-linked for maximum axle articulation.

To achieve superior performance, both in terms of ride quality and the ability to change swiftly between the different ride heights, the air suspension hardware has been completely re-engineered. The characteristic Range Rover ride quality is refined through the fitment of low-hysteresis front air springs, which are able to absorb small irregularities more effectively. The springs use a thinner, suppler material, which is protected by a metal casing.

Vehicle shown right is Autobiography in Indus Silver with optional features fitted (market dependent).





SAFETY

5★ EURO NCAP RATING

Range Rover meets and exceeds the most stringent global safety standards and was awarded the maximum five star safety rating from Euro NCAP when tested in 2012. Its optimised aluminium body structure protects occupants using an incredibly strong and stable safety cell, which is complemented by a comprehensive system of airbags and restraints. The crash structure is extensively optimised using computer simulation tools, which allows engineers to conduct a significant number of 'virtual' crash tests long before physical prototypes are available. Vehicle crash performance has been verified via a rigorous programme of 70 full vehicle crash tests and over 20 sled tests.

PASSENGER SEAT BELT CHECK SYSTEM



CURTAIN AIRBAGS WITH ROLLOVER SENSING

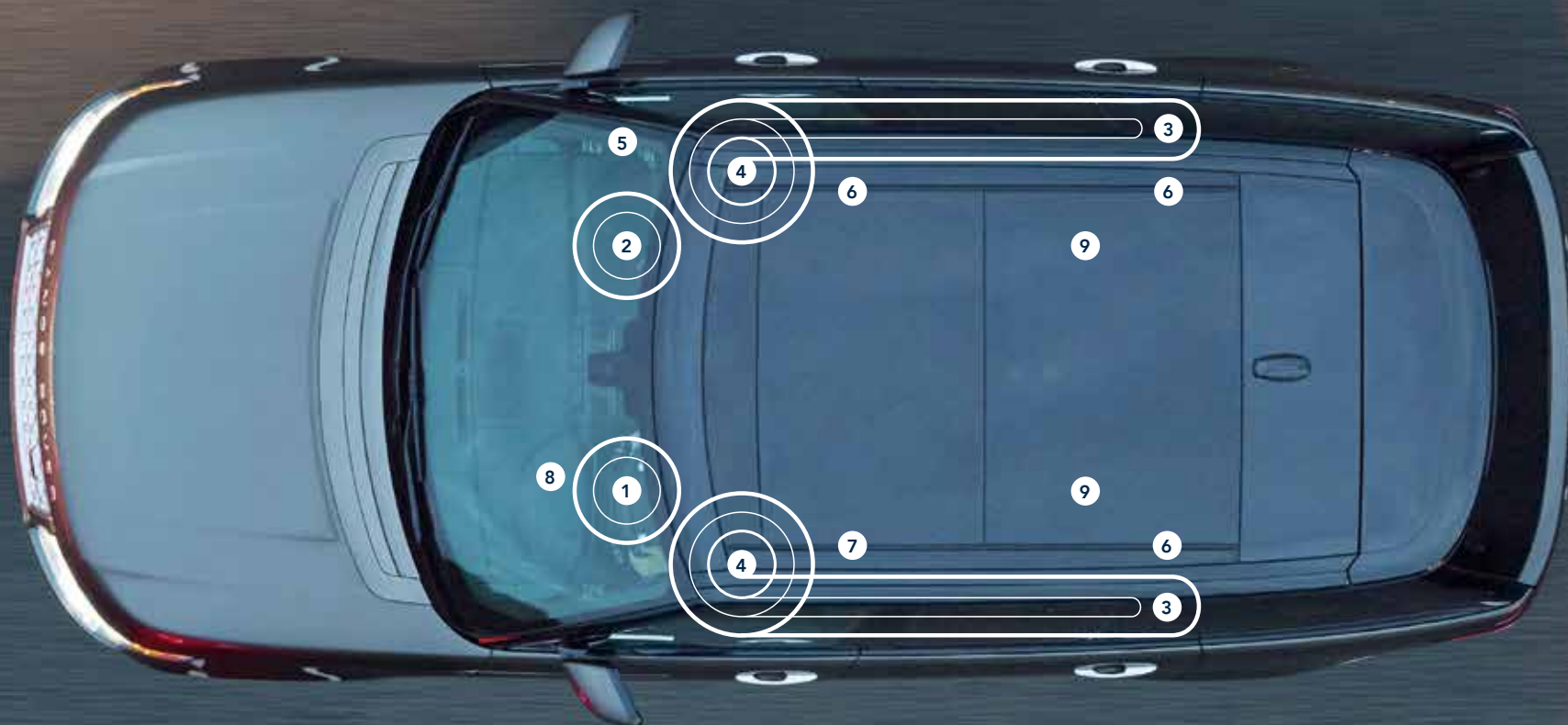
In the event of a side impact or rollover, these are deployed to provide greater protection against head injuries.

SEAT BELT PRETENSIONERS

Provide additional protection in the event of a front impact by reducing the forward movement of the occupant.

DUAL STAGE DRIVER AND PASSENGER AIRBAGS

In a severe impact, the airbags fully inflate to offer the highest levels of protection. In a lesser impact, they partially inflate.



SAFETY SYSTEMS

- 1 DUAL STAGE DRIVER AIRBAG
- 2 DUAL STAGE PASSENGER AIRBAG
- 3 SIDE CURTAIN AIRBAGS

- 4 SIDE THORAX AIRBAGS
- 5 AIRBAG DEACTIVATION SWITCH FOR FRONT PASSENGER
- 6 SEAT BELT PRETENSIONERS

- 7 DOUBLE SEAT BELT PRETENSIONER
- 8 SEAT BELT REMINDER
- 9 ISOFIX POINTS





ENVIRONMENTAL

SUSTAINABILITY

EFFICIENCY DRIVES SUSTAINABILITY

Range Rover demonstrates Land Rover's commitment to enhancing the sustainability of its products and operations and its determination to deliver vehicles which are both relevant and highly desirable. With its lightweight aluminium structure and optimised powertrains – including the Hybrid Diesel – Range Rover addresses the growing consumer need for more socially acceptable vehicles in a carbon-conscious world.

Its greener credentials stem from a comprehensive approach to reducing environmental impact throughout the life cycle of the vehicle; from development and manufacturing, to customer use and end-of-life.

SUSTAINABLE BY DESIGN, WITH LIFE CYCLE APPROACH

In order to minimise the vehicle's overall ecological impact, Range Rover is designed with a life cycle approach, aiming to minimise the environmental impact by considering the entire life cycle of the vehicle. Each element of the life cycle was analysed with a view to consuming fewer natural resources, using more sustainable materials and minimising the generation of waste. The development process has included a full life cycle assessment in line with ISO 14040/14044.

Range Rover's aluminium construction makes a major contribution to its reduced carbon footprint. Up to 50 percent of the aluminium material is sourced from recycled content, resulting in a significant saving of energy and CO₂ emissions. Recycled and renewable materials are used wherever possible in the Range Rover. High specification vehicles use up to 31,5kg of recycled plastics, diverting over 8.820 tonnes of plastic from landfill during the carline's life. Natural and renewable materials, such as the luxurious leathers and veneers, represent 44,5kg of each vehicle.

Bridge of Weir leather, produced in the UK using unique 'low carbon' and low water consumption manufacturing processes, adds further to the environmental credentials of the vehicle, while the real wood veneers are all sourced from sustainable forests.

INTELLIGENT STOP START SYSTEM

To ensure the greatest possible fuel efficiency, all Range Rover powertrains incorporate low-CO₂ technologies such as the advanced Intelligent Stop/Start system, which improves fuel consumption by between 5 and 7 percent. The system automatically shuts down the engine at rest and starts it again as soon as you lift your foot off the brake. It features a **Tandem Solenoid Starter** with a dedicated secondary battery for instant restarting.

Vehicle shown left is Autobiography in Indus Silver with optional features fitted (market dependent).

RANGE ROVER OFFERS AN EXCLUSIVE RANGE OF OPTIONS THAT ALLOW YOU TO PERSONALISE YOUR VEHICLE.

The following pages take you through a logical series of steps to make it a true expression of your individuality. You have a number of choices: from selecting your engine and model to exterior and interior colours, wheels, finishes and those detailed touches that personalise your vehicle.

You can start with our online configurator at [landrover.com](https://www.landrover.com)

68-69

1

**STEP 1
CHOOSE YOUR ENGINE**

You can select from a range of powerful petrol or diesel engines.

70-97

2

**STEP 2
CHOOSE YOUR MODEL
AND OPTIONS**

Compare the standard and optional features on each model.

98-105

3

STEP 3
CHOOSE YOUR COLOUR

There's a wide range on offer to enable you to express yourself.

106-109

4

STEP 4
CHOOSE YOUR WHEELS

There's a range of styles, each one designed to complement the bold exterior.

110-121

5

STEP 5
CHOOSE YOUR INTERIOR

Carefully selected colours complemented by a range of finishes. You can personalise your own interior space.

122-127

6

STEP 6
CHOOSE YOUR ACCESSORIES

Additional accessories can enhance your personal requirements.

128

TECHNICAL DETAILS

Technical information and data for dimensions, performance and specifications.

1



DRIVELINE, ENGINE PERFORMANCE AND FUEL ECONOMY

		DIESEL			PETROL	
		3,0L TDV6	3,0L SDV6 HYBRID	4,4L SDV8	5,0L V8 SUPERCHARGED	5,0L V8 SUPERCHARGED
		AUTOMATIC	AUTOMATIC	AUTOMATIC	AUTOMATIC	AUTOMATIC
POWER (PS)		258	340	339	510	550
Driveline		Four Wheel Drive (4WD)	Four Wheel Drive (4WD)	Four Wheel Drive (4WD)	Four Wheel Drive (4WD)	Four Wheel Drive (4WD)
Maximum power kW (PS) / rpm		190 (258) / 3.750	260 (340)*/4.000*	250 (339) / 3.500	375 (510) / 6.000-6.500	405 (550) / 6.000-6.500
Maximum torque (Nm / rpm)		600 / 1.750-2.250	700* / 1.500-1.750*	740 / 1.750-2.250	625 / 2.500-5.500	680 / 3.500-4.000
Capacity (cc)		2.993	2.993	4.367	5.000	5.000
No, of cylinders		6	6	8	8	8
Values per cylinder		4	4	4	4	4
Cylinder layout		Longitudinal V6	Longitudinal V6	Longitudinal V8	Longitudinal V8	Longitudinal V8
FUEL ECONOMY						
Urban	l/100km (mpg)	7,8 (36,2)	6,8 (41,5)	10,8 (26,2)	18,3 (15,4)	18,3 (15,4)
Extra Urban	l/100km (mpg)	6,4 (44,1)	5,9 (47,9)	7,6 (37,2)	9,8 (29,0)	9,8 (29,0)
Combined	l/100km (mpg)	6,9 (40,9)	6,2 (45,6)	8,4 (33,6)	12,8 (22,1)	12,8 (22,1)
CO ₂ Urban emissions	g/km	204	177	281	426	426
CO ₂ Extra Urban emissions	g/km	168	154	198	228	228
CO ₂ Combined emissions	g/km	182	164	219	299	299

MODELS BY ENGINE

	HSE	VOGUE	VOGUE SE	AUTOBIOGRAPHY	SVAUTOBIOGRAPHY DYNAMIC	SVAUTOBIOGRAPHY LONG WHEELBASE
ENGINE						
TDV6 Diesel	■	■		■		■
SDV6 Hybrid Diesel			■	■		■
SDV8 Diesel		■		■		■
V8 Supercharged Petrol (510PS)		■		■		
V8 Supercharged Petrol (550PS)					■	■
WHEELBASE						
Standard Wheelbase (SWB)	■	■	■	■	■	
Long Wheelbase (LWB)		■	■	■		■

*When combined with electric motor.

Please contact your nearest Land Rover Retailer for further details. The figures provided are as a result of official manufacturer's tests in accordance with EU legislation. A vehicle's actual fuel consumption may differ from that achieved in such tests and these figures are for comparative purposes only. Low fuel warning at 9 litres approximately. Official EU Test Figures. For comparison purposes only. Real world figures may differ. Vehicle shown left is Autobiography in Indus Silver with optional features fitted (market dependent).

2



EACH MODEL HAS A CHOICE OF ENGINES AND DISTINCTIVE FEATURES.

HSE



Contents of HSE:

- Metal Roof
- Dark Atlas grille surround, Dark Atlas grille mesh and ribs
- Body-coloured bumper vent blades, side vents and door handles
- 19" 5 split-spoke 'Style 501' alloy wheels
- Xenon headlights
- Adjustable, power fold, heated door mirrors with approach lights
- Morzine Headlining
- Grained leather seats
- 10-way driver and passenger front seats, heated front seats and a rear bench seat with rear manual recline.
- Leather steering wheel with steering wheel controls
- Three-zone Climate control
- 10" Touchscreen with InControl Touch Pro Navigation and 12,3" virtual instrument panel
- Meridian™ Sound System (380W)
- Terrain Response
- Rear View Camera
- Autonomous Emergency Braking
- Lane Departure Warning.

VOGUE



Contents of HSE, plus:

- Surround Camera System
- Auto High Beam Assist
- Auto-dimming exterior mirrors
- Powered gesture tailgate
- Keyless Entry with Push Button Start
- Soft Door Close
- Front and rear carpet mats
- Television.

Replaces HSE content:

- Dark Atlas grille surround, Atlas grille mesh and ribs
- 20" 5 split-spoke 'Style 502' alloy wheels
- Xenon headlights with signature lighting
- Perforated Oxford leather seats
- 18-way driver and passenger front seats, front climate seats, heated rear seats, and a rear bench seat with rear powered recline
- Heated leather steering wheel with steering wheel controls
- Surround Camera System
- Long Wheelbase version includes: panoramic roof, rear window powered sunblinds and Narvik Black mirror caps.

VOGUE SE



Contents of Vogue, plus:

- Available with Hybrid Diesel engine*
- Fog lights
- Configurable Interior Mood Lighting.

Replaces Vogue content:

- Atlas bumper vent blades
- Noble Plated upper and lower door handle surround
- Adaptive Xenon headlights with LED signature
- 21" 6 spoke 'Style 602' alloy wheels
- Perforated Semi-Aniline leather seats
- 20-way driver and passenger front seats, front climate seats, heated rear seats and a rear bench seat with rear powered recline
- Meridian™ Surround Sound System (825W)
- Terrain Response 2.

AUTOBIOGRAPHY



Contents of Vogue SE, plus:

- Sliding panoramic roof
- Embossed Autobiography script on centre rear squab
- Noble Plated paddle shift
- Illuminated Aluminium front treadplates with Autobiography script
- All Terrain Progress Control.**

Replaces Vogue SE content:

- Dark Atlas grille surround, Atlas grille mesh and Chrome ribs
- 21" 10 spoke 'Style 101' alloy wheels*
- Alston Headlining
- 22-way driver and passenger front seats with front and rear climate seats, massage front seats and a rear bench seat with rear powered recline
- Four-zone Climate Control
- Long Wheelbase version includes: 24-way driver and passenger front seats.

SVAUTOBIOGRAPHY DYNAMIC



Contents of Autobiography, plus:

- Exclusively in standard wheelbase with V8 Supercharged 550PS engine
- Dynamic chassis, steering and suspension
- Red Brembo™ branded brake calipers
- Quad tailpipes
- Luxury knurled finish to interior features
- Driver Condition Monitor
- Traffic Sign Recognition with Intelligent Speed Limiter
- Blind Spot Assist with Reverse Traffic Detection
- Lane Keep Assist
- Adaptive Cruise Control with Queue Assist and Intelligent Emergency Braking
- 360° Parking Aid
- Park Assist – Parallel Park, Parking Exit and Perpendicular Park.

Replaces Autobiography content:

- Graphite Atlas grille with Graphite Atlas Range Rover script
- Graphite Atlas bumper vent blades and side vents with Bright Chrome insert
- Body-coloured door handles
- Graphite Atlas bumper accent
- Black contrast roof and mirror caps
- 21" 5 split-spoke 'Style 505' with Dark Grey finish alloy wheel
- Perforated leather headlining
- Perforated Semi-Aniline leather seats with quilted pattern
- 24-way driver and passenger front seats
- Unique Grand Black veneer with Red keyline
- Meridian™ Reference Sound System (1700W).

SVAUTOBIOGRAPHY LONG WHEELBASE



Contents of Autobiography, plus:

- Luxury knurled finish to interior features
- Rear window powered sunblinds
- Deployable tables with leather finish
- Rear centre console with bottle chiller
- Driver Condition Monitor
- Traffic Sign Recognition with Intelligent Speed Limiter
- Blind Spot Assist with Reverse Traffic Detection
- Lane Keep Assist
- Adaptive Cruise Control with Queue Assist and Intelligent Emergency Braking
- 360° Parking Aid
- Park Assist – Parallel Park, Parking Exit and Perpendicular Park.

Replaces Autobiography content:

- Range Rover script with a dark knurled effect finish edged in Bright Chrome
- Unique grille with Graphite Atlas mesh and Bright Chrome inserts
- Bright Chrome upper and lower door handle surround and tailgate finisher, and side vents with Bright Chrome inserts
- 21" 7 spoke 'Style 706' with High Gloss Polished finish alloy wheels
- Perforated leather headlining
- 24-way driver and passenger front seats with front and rear climate seats, massage front seats
- Rear Executive Class seating with massage lumbar, extended rear power recline and calf rest
- Heated wood and leather steering wheel
- Meridian™ Reference Sound System (1700W).

PERSONALISING THE EXTERIOR – ACCENT PACKS

STANDARD FINISH* (BASED ON VOGUE MODEL WITH OPTIONAL FOG LIGHTS)



- Grille surround in Dark Atlas, grille mesh and ribs in Atlas
- Body-coloured vent blades and door handles
- Front bumper accents in Atlas
- Lower accent graphic in Atlas.

There is plenty of opportunity to tailor the exterior to suit your personal taste. In addition to the standard finish you can change the finish of the side vent graphic to Atlas or choose the Dark Atlas finish as part of an Exterior Accent Packs. These are also available as an accessory fitment. The Black Design Pack gives the overall design of the vehicle a more assertive appearance by changing individual elements to Gloss Black.

ATLAS SIDE VENT GRAPHIC*†



- Grille surround in Dark Atlas, grille mesh and ribs in Atlas
- Body-coloured vent blades and door handles
- Front bumper accents in Atlas
- Lower accent graphic in Atlas
- Side vent graphic in Atlas.

DARK ATLAS EXTERIOR ACCENT PACKS*†‡



- Grille surround in Dark Atlas, grille mesh and ribs in Atlas
- Body-coloured door handles
- Lower accent graphic in Dark Atlas
- Dark Atlas vent blades and front bumper accent
- Optional Dark Atlas side vent graphic.

BLACK DESIGN PACK*†‡ (SHOWN ON AUTOBIOGRAPHY MODEL)



- Grille surround, mesh and ribs in Santorini Gloss Black
- Vent blades and front bumper accent finished in Santorini Gloss Black
- Lower accent graphic in Santorini Gloss Black
- Side vent graphic in Santorini Gloss Black
- Santorini Gloss Black door handle surrounds^Δ
- Santorini Gloss Black upper mirror caps
- Tailgate finisher in Santorini Gloss Black
- Choice of two Black finish alloy wheels – 21" and 22", including Black wheel nuts
- Range Rover script on bonnet and tailgate in Santorini Gloss Black.

STANDARD FEATURES

Engine Transmission, Suspension and Driving Dynamics

	HSE	VOGUE	VOGUE SE	AUTOBIOGRAPHY	SVAUTOBIOGRAPHY DYNAMIC	SVAUTOBIOGRAPHY LONG WHEELBASE
Diesel Misfuelling Protection Device (1)	■	■	■	■	–	■
8-speed Automatic Transmission	■	■	■	■	■	■
Twin-speed transfer box (high/low range)	■	■	■	■	■	■
Four Wheel Drive (4WD)	■	■	■	■	■	■
Adaptive Dynamics	■	■	■	■	■	■
Anti-lock Braking System (ABS)	■	■	■	■	■	■
Automatic Access Height	■	■	■	■	■	■
Intelligent Stop/Start System	■	■	■	■	■	■
Cornering Brake Control (CBC)	■	■	■	■	■	■
Rotary Shifter	■	■	■	■	■	■
Dynamic Stability Control (DSC)	■	■	■	■	■	■
Electric Parking Brake	■	■	■	■	■	■
Electronic Brake-force Distribution (EBD)	■	■	■	■	■	■
Electronic cross-linked air suspension with automatic load levelling and multiple modes; access, normal, off-road, extended height	■	■	■	■	■	■
Electronic Power Assisted Steering (EPAS)	■	■	■	■	■	■
Electronic Stability Program	■	■	■	■	■	■
Electronic Traction Control (ETC)	■	■	■	■	■	■
Emergency Brake Assist	■	■	■	■	■	■
Hill Descent Control (HDC)	■	■	■	■	■	■
Roll Stability Control (RSC)	■	■	■	■	■	■
Reactive Grounding Response	■	■	■	■	■	■
Trailer Stability Assist	■	■	■	■	■	■
Low Traction Launch (2)	■	■	–	■	■	■
Twin tailpipes (3)	■	■	■	■	–	■
Quad tailpipes (4)	–	–	–	–	■	■
Dynamic Response (5)	–	■	–	■	■	■

■ Standard – Not Available.

(1) Only available on TDV6, SDV6 Hybrid Diesel and SDV8 (2) Not available with SDV6 Hybrid Diesel engine (3) Not available on V8 Supercharged 550PS Engine

(4) Quad tailpipes only available with V8 Supercharged 550PS engine (5) Only available on SDV8 and V8 Supercharged.

Exterior Features and Finishers

	HSE	VOGUE	VOGUE SE	AUTOBIOGRAPHY	SVAUTOBIOGRAPHY DYNAMIC	SVAUTOBIOGRAPHY LONG WHEELBASE
GLASS AND EXTERIOR MIRRORS						
Power windows (front and rear) with remote power locking	■	■	■	■	■	■
Acoustic laminated, heated front windscreen	■	■	■	■	■	■
Winter wiper park position	■	■	■	■	■	■
Rain sensing wipers	■	■	■	■	■	■
HEADLIGHTS AND LIGHTING						
Automatic headlights	■	■	■	■	■	■
Daytime Running Lights (DRLs)	■	■	■	■	■	■
Follow me home lighting	■	■	■	■	■	■
Centre High Mounted Stop Light	■	■	■	■	■	■
TOWING						
Electrical towing preparation	■	■	■	■	■	■
Front and rear recovery hooks	■	■	■	■	■	■

■ Standard.

STANDARD FEATURES

Wheel Features

	HSE	VOGUE	VOGUE SE	AUTOBIOGRAPHY	SVAUTOBIOGRAPHY DYNAMIC	SVAUTOBIOGRAPHY LONG WHEELBASE
Locking wheel nuts	■	■	■	■	■	■
Tyre Pressure Monitoring System (TPMS)	■	■	■	■	■	■

Seating, Interior Features and Finishers

	HSE	VOGUE	VOGUE SE	AUTOBIOGRAPHY	SVAUTOBIOGRAPHY DYNAMIC	SVAUTOBIOGRAPHY LONG WHEELBASE
SEATING						
Grained leather seats	■	–	–	–	–	–
Perforated Oxford leather	–	■	–	–	–	–
Perforated Semi-Aniline leather seats	–	–	■	■	–	–
Perforated Semi-Aniline leather seats with quilted pattern	–	–	–	–	■	–
SVAutobiography Long Wheelbase perforated Semi-Aniline leather seats	–	–	–	–	–	■
Autobiography script	–	–	–	■	■	■
Rear ISOFIX	■	■	■	■	■	■
Driver and passenger front seat armrests	■	■	■	■	■	■
STEERING WHEEL						
Electrically adjustable steering column	■	■	■	■	■	■
Steering wheel controls	■	■	■	■	■	■

■ Standard – Not Available.

Seating, Interior Features and Finishers (continued)

	HSE	VOGUE	VOGUE SE	AUTOBIOGRAPHY	SVAUTOBIOGRAPHY DYNAMIC	SVAUTOBIOGRAPHY LONG WHEELBASE
INTERIOR FEATURES						
Auto-dimming interior rear view mirror	■	■	■	■	■	■
Sunvisors with vanity mirrors	■	■	■	■	■	■
Front and rear cupholders	■	■	■	■	■	■
Front and rear grab handles	■	■	■	■	■	■
Centre console compartment	■	■	■	■	■	■
Interior Lighting	■	■	■	■	■	■
Electric rear side window sunblinds (1)	–	■	■	■	–	■
Glove box storage	■	■	■	■	■	■

■ Standard – Not Available.

(1) Long Wheelbase only.

STANDARD FEATURES

Safety and Security

	HSE	VOGUE	VOGUE SE	AUTOBIOGRAPHY	SVAUTOBIOGRAPHY DYNAMIC	SVAUTOBIOGRAPHY LONG WHEELBASE
Intrusion sensor	■	■	■	■	■	■
Front airbags, with passenger seat occupant detector	■	■	■	■	■	■
Front height adjustable seat belts	■	■	■	■	■	■
Hazard lights under heavy braking	■	■	■	■	■	■
Customer configurable autolock (doors lock on driveway)	■	■	■	■	■	■
Power operated child locks	■	■	■	■	■	■
Single point entry, customer configurable	■	■	■	■	■	■

Driver Assistance, Convenience and Loadspace Features

	HSE	VOGUE	VOGUE SE	AUTOBIOGRAPHY	SVAUTOBIOGRAPHY DYNAMIC	SVAUTOBIOGRAPHY LONG WHEELBASE
DRIVER ASSISTANCE						
Cruise Control	■	■	■	■	■	■
Active Speed Limiter (ASL)	■	■	■	■	■	■
Front and rear park distance sensors with visual display	■	■	■	■	■	■
LOADSPACE FEATURES						
Loadspace cover	■	■	■	■	■	■
Loadspace anchor points	■	■	■	■	■	■

■ Standard.

Information, Communication and Entertainment

	HSE	VOGUE	VOGUE SE	AUTOBIOGRAPHY	SVAUTOBIOGRAPHY DYNAMIC	SVAUTOBIOGRAPHY LONG WHEELBASE
Bluetooth® audio streaming and Bluetooth® phone connection	■	■	■	■	■	■
InControl Touch Pro (10" Touchscreen)	■	■	■	■	■	■
All Terrain Info Centre	■	■	■	■	■	■
Auxiliary power sockets	■	■	■	■	■	■
Virtual instrument cluster	■	■	■	■	■	■
Navigation System	■	■	■	■	■	■
Meridian™ Audio System	■	■	■	■	■	■
USB socket	■	■	■	■	■	■
Voice Control	■	■	■	■	■	■

■ Standard.

The Bluetooth® word mark and logos are owned by the Bluetooth SIG, Inc. and any use of such marks by Land Rover is under licence.
Meridian is a registered trademark of Meridian Audio Ltd.

Please contact your nearest Land Rover Retailer for feature availability.

OPTIONAL FEATURES

Engine Transmission, Suspension and Driving Dynamics

	OPTION CODE	HSE	VOGUE	VOGUE SE	AUTOBIOGRAPHY	SVAUTOBIOGRAPHY DYNAMIC	SVAUTOBIOGRAPHY LONG WHEELBASE	DESCRIPTION
Terrain Response		■	■	–	–	–	–	
Terrain Response 2 (1)	088IA	□	□	■	■	■	■	Please refer to page 30.
All Terrain Progress Control (2) (3)	095CB	□	□	–	■	■	■	Please refer to page 30.
Active rear locking differential (4) (5)	027DB	–	□	□	□	□	□	
Standard finish brake calipers 350mm front and rear discs (6)		–	■	–	■	–	■	
Standard finish brake calipers with 380mm front and 365mm rear discs (7)	020DS	□	■	■	■	■	■	

Exterior Features and Finishers

	OPTION CODE	HSE	VOGUE	VOGUE SE	AUTOBIOGRAPHY	SVAUTOBIOGRAPHY DYNAMIC	SVAUTOBIOGRAPHY LONG WHEELBASE	DESCRIPTION
ROOF AND EXTERIOR DESIGN								
Metal roof (8)	041CY	■	■	■	Δ	–	–	
Fixed panoramic roof (includes power blind) (9)	041CX	□	□	□	Δ	Δ	Δ	Please refer to page 51.
Sliding panoramic roof (including power blind)	041CZ	□	□	□	■	■	■	Please refer to page 51.
Body-coloured roof		■	■	■	■	–	■	
Silver contrast roof (10)	080AD	□	□	□	□	–	□	
Black contrast roof (10)	080AN	□	□	□	□	■	□	

■ Standard □ Optional – Not Available Δ No Cost Option.

(1) Standard on V8 Supercharged engine (2) Only available with Terrain Response 2 (3) Not available on SDV6 Hybrid Diesel (4) Not available on TDV6 (5) Standard on SDV8 engine (6) Standard on TDV6 engine (7) Optional on TDV6 engine. Standard on all other engines (8) Only available on Standard Wheelbase (9) Standard on Vogue and Vogue SE Long Wheelbase (10) Choice is colour dependent.

Exterior Features and Finishers (continued)

	OPTION CODE	HSE	VOGUE	VOGUE SE	AUTOBIOGRAPHY	SVAUTOBIOGRAPHY DYNAMIC	SVAUTOBIOGRAPHY LONG WHEELBASE	DESCRIPTION
ROOF AND EXTERIOR DESIGN								
Atlas side vent graphic (11)	080XH	–	□	□	□	–	–	Please refer to page 74 for base vehicle design and pack contents.
Dark Atlas Exterior Accent Pack 1 (10) (11) (12)	074LX	–	□	□	□	–	–	Please refer to page 75.
Dark Atlas Exterior Accent Pack 2 (10) (11) (12)	074LY	–	□	□	□	–	–	Consists of: Dark Atlas Exterior Accent Pack 1 excluding Dark Atlas side vent graphic. Please refer to page 75.
Black Design Pack (11) (14)	074LN	–	□†	□†	□†	–	–	Please refer to page 75.
Graphite Atlas Exterior Accent Pack		–	–	–	–	■	–	Consists of: Graphite Atlas front and rear bumper accents, door and fender accents, and front bumper outboard blades, with Graphite Atlas side vent graphic with Bright Chrome inserts.
Atlas Exterior Accent Pack 1		–	–	–	–	–	■	Consists of: Atlas front and rear bumper accents, door and fender accents, and front bumper outboard blades, with body-coloured side vent graphic with Bright Chrome inserts.
Atlas Exterior Accent Pack 2 (11) (13)	074OT	–	–	–	–	–	Δ	Consists of: Atlas front and rear bumper accents, door and fender accents, and front bumper outboard blades, with Atlas side vent graphic with Bright Chrome inserts.
Graphite Atlas Exterior Accent Pack (11) (13)	074OR	–	–	–	–	–	Δ	Consists of: Graphite Atlas front and rear bumper accents, door and fender accents, and front bumper outboard blades, with body-coloured side vent graphic with Bright Chrome inserts.
Carbon Fibre engine cover	063AC	–	–	–	–	□	–	
PAINT								
Solid paint		■	■	■	■	■	■	
Metallic paint		□	□	□	□	□	□	
Premium metallic paint		□	□	□	□	□	□	
SVO Premium Palette – ultra metallic	519SV	□	□	□	□	□	□	
SVO Premium Palette – special effect colours and Satin Matte finish	503SV	□	□	□	□	□	□	
Duo Tone paint	005CQ	–	–	–	–	–	□	

■ Standard □ Optional – Not Available □† Available as part of Option package Δ No Cost Option.

(11) Not available with other Accent Packs or Design Pack (12) Not available with Atlas side vent graphic, Silver contrast roof or Black Design Pack (13) Not available with Duo Tone paint (14) Only available with wheel options – 21" 9 spoke 'Style 901' with Gloss Black finish or 22" 7 split-spoke 'Style 707' with Gloss Black finish.

OPTIONAL FEATURES

Exterior Features and Finishers (continued)

	OPTION CODE	HSE	VOGUE	VOGUE SE	AUTOBIOGRAPHY	SVAUTOBIOGRAPHY DYNAMIC	SVAUTOBIOGRAPHY LONG WHEELBASE	DESCRIPTION
GLASS AND EXTERIOR MIRRORS								
Heated windscreen, toughened front and rear door and quarter light		■	–	–	–	–	–	
Heated windscreen, laminated hydrophobic front door and toughened rear door and quarter light (1)		–	■	–	–	–	–	
Heated windscreen, laminated hydrophobic front door and laminated rear door and quarter light (2)		–	■	■	■	■	■	
Privacy glass with laminated hydrophobic front door glass (includes heated windscreen) (1)	047AB	□	□	□	□	□	–	Provides increased privacy for rear passengers by restricting vision into the cabin.
Privacy glass with laminated hydrophobic front door glass (includes heated windscreen) (3)	047BA	–	□	□	Δ	–	Δ	
Solar attenuating glass (solar fitted to front windscreen) with laminated hydrophobic front door and laminated rear door and quarter light (1)	047AH	□	□	□	□	□	–	This is a fine metallic coating made up of several layers of titanium and silver to create an infrared reflective coating, keeping the vehicle cooler in hot conditions.
Solar attenuating glass (solar fitted to front windscreen) with laminated hydrophobic front door and laminated rear door and quarter light (3)	047AH	–	□	□	Δ	–	Δ	
Solar attenuating glass and privacy glass (solar fitted to front windscreen) with laminated hydrophobic front door glass and privacy glass (privacy glass fitted to rear doors, quarter light and rear windscreen) (1)	047AV	□	□	□	□	□	–	
Solar attenuating glass and privacy glass (solar fitted to front windscreen) with laminated hydrophobic front door glass and privacy glass (privacy glass fitted to rear doors, quarter light and rear windscreen) (3)	047BB	–	□	□	■	–	■	
Adjustable, power fold, heated door mirrors with approach lights		■	–	–	–	–	–	
Auto-dimming exterior mirrors	031EB	□	■	■	■	■	■	Power fold, heated door mirrors with approach lights and auto-dimming function. Approach lights include illuminated Range Rover graphic.

■ Standard □ Optional – Not Available Δ No Cost Option.

(1) Only available on Standard Wheelbase (2) Standard on Vogue Long Wheelbase only (3) Only available on Long Wheelbase.

Exterior Features and Finishers (continued)

	OPTION CODE	HSE	VOGUE	VOGUE SE	AUTOBIOGRAPHY	SVAUTOBIOGRAPHY DYNAMIC	SVAUTOBIOGRAPHY LONG WHEELBASE	DESCRIPTION
HEADLIGHTS AND LIGHTING								
Xenon headlights		■	–	–	–	–	–	
Xenon headlights with signature lighting	064GI	□	■	–	–	–	–	Signature design LED lights combine distinctive design with highly practical capabilities. Includes headlight power wash.
Adaptive Xenon headlights with signature lighting	064DI	□	□	■	■	■	■	Adaptive Xenon headlights swivel to follow the road, while static cornering lights illuminate the kerbside area in tight bends to give the driver a greater sense of confidence during night-time driving.
Automatic High Beam Assist (AHBA)	030NT	□	■	■	■	■	■	The high beam self-activates at low light levels and dim if on coming traffic.
Front fog lights	064AP	□	□	■	■	■	■	
TOWING								
Electrically deployable tow bar (includes electrics and armature)	028EJ	□	□	□	□	□	□	Please refer to page 41.

Wheel Features

	OPTION CODE	HSE	VOGUE	VOGUE SE	AUTOBIOGRAPHY	SVAUTOBIOGRAPHY DYNAMIC	SVAUTOBIOGRAPHY LONG WHEELBASE	DESCRIPTION
Tyre Repair System		■	–	–	–	–	–	
Reduced section alloy spare wheel	029VT	□	■	■	■	Δ	Δ	Includes Toolkit.
Full size spare wheel (4)	029MI	□	□	□	□	■	■	Includes Toolkit.
Summer tyre (5) (6) (7)	029XI	–	Δ	–	Δ	–	Δ	

■ Standard □ Optional – Not Available Δ No Cost Option.

(4) Not available on Autobiography and SVAutobiography SDV8 Long Wheelbase (5) Only available on SDV8 and V8 Supercharged 510PS engine (6) Only available on 22" wheels (7) Only available to Austria, France, Germany and Italy.

OPTIONAL FEATURES

Seating, Interior Features and Finishers

	OPTION CODE	HSE	VOGUE	VOGUE SE	AUTOBIOGRAPHY	SVAUTOBIOGRAPHY DYNAMIC	SVAUTOBIOGRAPHY LONG WHEELBASE	DESCRIPTION
SEATING								
Front row seat-back pockets		■	■	■	■	■	■	
Front row carpet-covered seat-back pockets with leather edge	033MM	–	–	–	–	–	Δ	
Grained leather seat 'Style 1'	033SA	■	–	–	–	–	–	10-way driver and passenger front seats consists of: 8-way electric seats; fore and aft, cushion height, recline, 2-way lumbar and 2-way manual headrest height. Also fitted with heated front seats, drivers memory and rear bench seat with load through facility with rear manual recline.
Grained leather seat 'Style 2'	033SB	□	–	–	–	–	–	'Style 1' plus rear heated seats.
Oxford leather seat 'Style 12'	033SC	–	■	–	–	–	–	18-way driver and passenger front seats consists of: 14-way electric seats; fore and aft, cushion height, recline, 4-way lumbar height, cushion tilt, adjustable bolsters, and 4-way manual headrest; height and tilt. Also fitted with front climate seats and heated rear seats, driver and passenger memory, passenger seat away and rear bench seat with load through facility with rear power recline.
Oxford leather seat 'Style 13'	033SD	–	□	–	–	–	–	'Style 12' plus front massage seats.
Oxford leather seat 'Style 15'	033SF	–	□	–	–	–	–	'Style 12' plus front and rear climate seats, front massage seats and 4-way rear seat power lumbar.

■ Standard □ Optional – Not Available Δ No Cost Option.

Seating, Interior Features and Finishers (continued)

	OPTION CODE	HSE	VOGUE	VOGUE SE	AUTOBIOGRAPHY	SVAUTOBIOGRAPHY DYNAMIC	SVAUTOBIOGRAPHY LONG WHEELBASE	DESCRIPTION
SEATING								
Semi-Aniline leather seat 'Style 16'	033ST	–	–	■	–	–	–	20-way driver and passenger front seats consists of: 18-way electric seats; fore and aft, cushion height, recline, 4-way lumbar height, cushion tilt, cushion extension, adjustable bolsters, electric headrest height, and 2-way manual headrest tilt. Also fitted with front climate seats and heated rear seats, driver and passenger memory, passenger seat away and rear bench seat with load through facility with rear power recline.
Semi-Aniline leather seat 'Style 17'	033SU	–	–	□	–	–	–	'Style 16' plus front massage seats.
Semi-Aniline leather seat 'Style 18'	033SW	–	–	□	–	–	–	'Style 16' plus rear climate seats and 4-way rear seat power lumbar.
Semi-Aniline leather seat 'Style 19' (1) (2)	033SG	–	–	□	■	–	–	22-way driver and passenger front seat consists of: 18-way electric seats; fore and aft, cushion height, recline, 4-way lumbar height, cushion tilt, cushion extension, adjustable bolsters, electric headrest height and 2-way manual headrest tilt and manual front and rear winged headrest. Also fitted with front and rear climate seats, massage front seats, driver and passenger memory, 4-way rear seat power lumbar, passenger seat away and rear bench seat with load through facility with rear power recline.

■ Standard □ Optional – Not Available.

(1) Standard on Autobiography Standard Wheelbase. Not available on Autobiography Long Wheelbase (2) Manual front and rear winged headrest standard on Autobiography only, optional on Vogue SE.

OPTIONAL FEATURES

Seating, Interior Features and Finishers (continued)

	OPTION CODE	HSE	VOGUE	VOGUE SE	AUTOBIOGRAPHY	SVAUTOBIOGRAPHY DYNAMIC	SVAUTOBIOGRAPHY LONG WHEELBASE	DESCRIPTION
SEATING								
Semi-Aniline leather Rear Executive seat 'Style 20'	033SV	–	–	□	–	–	–	'Style 16' plus manual headrest wings, Climate Rear Executive seats and front and rear massage seats.
Semi-Aniline leather Rear Executive seat 'Style 21' (1)	033SP	–	–	–	□	–	–	'Style 19' plus Rear Executive Class seating and rear massage seats.
Semi-Aniline leather seat 'Style 22'	033TJ	–	–	□	–	–	–	'Style 16' plus front massage seats and driver and front passenger upper seat articulation.
Semi-Aniline leather seat 'Style 23'	033TK	–	–	□	–	–	–	'Style 16' plus front massage seats and driver and front passenger upper seat articulation, climate rear and 4-way rear seat power lumbar.
Semi-Aniline leather seat 'Style 24' (2) (3)	033TL	–	–	□	□	–	–	24-way driver and passenger front seat consists of: 20-way electric seats; fore and aft, cushion height, recline, four-way lumbar height, cushion tilt, cushion extension, adjustable bolsters, upper seat articulation, electric headrest height and 2-way manual headrest tilt and manual front and rear winged headrest. Also fitted with front and rear climate seats, massage front seats, driver and passenger memory, 4-way rear seat power lumbar, passenger seat away and rear bench seat with load through facility with rear power recline.
Semi-Aniline leather Rear Executive Class seat 'Style 25' (4)	033TM	–	–	□	–	–	–	'Style 16' plus upper seat articulation, massage front and rear seats, climate rear seat and Rear Executive Class seats.
Semi-Aniline leather Rear Executive Class seat 'Style 26'	033TN	–	–	–	□†	–	–	'Style 19' plus upper seat articulation, massage rear seats and Rear Executive Class seats.

□ Optional – Not Available □† Only available with Configurable Interior Mood Lighting.

(1) Not available on Long Wheelbase (2) Manual front and rear winged headrest standard on Autobiography only, optional on Vogue SE (3) Standard on Autobiography Long Wheelbase, Optional on Autobiography Standard Wheelbase

(4) Fitted with front and rear carpet mats with contrast edge and metal corners.

Seating, Interior Features and Finishers (continued)

	OPTION CODE	HSE	VOGUE	VOGUE SE	AUTOBIOGRAPHY	SVAUTOBIOGRAPHY DYNAMIC	SVAUTOBIOGRAPHY LONG WHEELBASE	DESCRIPTION
SEATING								
Perforated Semi-Aniline leather seats with quilted pattern 'Style 23'		–	–	–	–	■	–	24-way driver and passenger front seat consists of: 20-way electric seats; fore and aft, cushion height, recline, four-way lumbar height, cushion tilt, cushion extension, adjustable bolsters, upper seat articulation, electric headrest height and 2-way manual headrest tilt and manual front and rear winged headrest. Also fitted with front and rear climate seats and 4-way rear seat power lumbar, massage front seats, driver and passenger memory, passenger seat away and rear bench seat with load through facility with rear power recline.
Semi-Aniline leather Rear Executive Class seat 'Style 28' (5)	033TP	–	–	–	–	–	■	24-way driver and passenger front seat consists of: 20-way electric seats; fore and aft, cushion height, recline, 4-way lumbar height, cushion tilt, cushion extension, adjustable bolsters, upper seat articulation, electric headrest height and 2-way manual headrest tilt and manual front and rear winged headrest. Also fitted with front and rear climate seats, massage front seats, driver and passenger memory, passenger seat away and Rear Executive Class seating with rear seat massage lumbar, extended rear power recline, ski hatch compartment and rear calf rest.
Poltrona Frau leather Rear Executive Class seat 'Style 30'	033TU	–	–	–	–	–	□	'Style 28' plus Poltrona Frau leather.
Winged headrests – front (6)	033DK	□	–	–	–	–	–	Front winged headrests.
Winged headrests – front and rear	033DP	–	□	□	■	■	■	Front and rear winged headrests.
Tailgate event seating in Ebony or Tan leather	033QE	–	–	–	–	–	□	Can be quickly and easily deployed to provide comfortable seating for two adults on the lower tailgate when the vehicle is stationary.

■ Standard □ Optional – Not Available.

(5) Calf rest fitted to rear passenger side (6) Only available with Rear Seat Entertainment.

OPTIONAL FEATURES

Seating, Interior Features and Finishers (continued)

	OPTION CODE	HSE	VOGUE	VOGUE SE	AUTOBIOGRAPHY	SVAUTOBIOGRAPHY DYNAMIC	SVAUTOBIOGRAPHY LONG WHEELBASE	DESCRIPTION
STEERING WHEEL								
Leather steering wheel		■	–	–	–	–	–	
Heated leather steering wheel	032DV	□	■	■	■	■	Δ	A heated, soft leather steering wheel is available for the ultimate driver comfort.
Heated wood and leather steering wheel	032DR	□	□	□	Δ	–	■	To complement the vehicle's interior wood veneer, a matching half wood and leather heated steering wheel can be specified.
INTERIOR FINISHERS								
Figured Macassar veneer		■	■	■	■	–	■	
Grand Black veneer	088EH	□	Δ	Δ	Δ	–	Δ	Please refer to pages 121.
Shadow Walnut veneer	088HF	–	□	Δ	Δ	–	Δ	Please refer to pages 121.
Grand Black veneer with Red keyline		–	–	–	–	■	–	
HEADLINING								
Morzine headlining (Cirrus or Ivory)		■	■	■	–	–	–	
Morzine headlining (Ebony)	005BJ	□	□	□	–	–	–	
Alston headlining (Cirrus, Ivory or Ebony) (1)	088HE	□	□	□	■	Δ	–	
Leather headlining (2)	088FE	–	–	–	□	–	–	
Perforated leather headlining		–	–	–	–	■	■	
INTERIOR FEATURES								
Three-zone Climate Control		■	■	■	–	–	–	
Four-zone Climate Control	022BG (3)	□	□	□	■	■	■	Please refer to pages 51.
Driver and passenger single blade sunvisor with illuminated vanity mirror		■	–	–	–	–	–	
Driver and passenger twin blade sunvisor with illuminated vanity mirror	115AP	□	■	■	■	■	■	

■ Standard □ Optional – Not Available Δ No Cost Option.

(1) Only available with twin blade sunvisor (2) Only available with sliding panoramic roof (3) 022BL for SDV6 Hybrid Diesel engine only.

Seating, Interior Features and Finishers (continued)

	OPTION CODE	HSE	VOGUE	VOGUE SE	AUTOBIOGRAPHY	SVAUTOBIOGRAPHY DYNAMIC	SVAUTOBIOGRAPHY LONG WHEELBASE	DESCRIPTION
INTERIOR FEATURES								
Front centre console cooler compartment	038EA	□	□	□	□	□	□	
Rear centre console cooler compartment (4)	038FB	–	–	□	□	–	–	
Rear centre console with bottle chiller		–	–	–	–	–	■	
Configurable Interior Mood Lighting (5)	064FM	□	□	■	■	■	–	This feature allows occupants to vary the shade, changing the ambience of the cabin to suit their mood. There are 10 colours in total to suit every taste and mood.
Smokers' Pack	094AA	□	□	□	□	□	□	Includes ashtray and cigar lighter in front row. Includes additional lighter in row 2 with Executive Class Seats.
Carpet mats	079AJ	□	■	■	–	–	–	
Premium front carpet mats (6)	079BO	–	–	□	■	■	–	
Manual Mohair footrest		–	–	–	–	–	■	
Bright pedals	051AJ	–	□	□	□	–	–	
Aluminium front treadplates with Range Rover script		■	■	■	–	–	–	
Illuminated aluminium treadplates with Range Rover script (7)	048BD	□	□	□	–	–	–	Illuminated aluminium treadplates are available for an increased sense of individuality and distinction, featuring Range Rover script on driver and front passenger sides.
Illuminated aluminium treadplates with Autobiography script		–	–	–	■	■	–	
Stainless Steel treadplates with Autobiography script		–	–	–	–	–	■	
Deployable tables with leather finish		–	–	–	–	–	■	
Deployable tables with wood finish	038GC	–	–	–	–	–	△	

■ Standard □ Optional – Not Available △ No Cost Option.

(4) Available as an option with Rear Executive Class seating (5) Standard on Vogue Long Wheelbase (6) Only available with Executive Class Seating on Vogue SE (7) Standard on Vogue Long Wheelbase.

OPTIONAL FEATURES

Safety and Security

	OPTION CODE	HSE	VOGUE	VOGUE SE	AUTOBIOGRAPHY	SVAUTOBIOGRAPHY DYNAMIC	SVAUTOBIOGRAPHY LONG WHEELBASE	DESCRIPTION
First Aid Kit	056AZ	□	□	□	□	□	□	

Driver Assistance, Convenience and Loadspace Features

	OPTION CODE	HSE	VOGUE	VOGUE SE	AUTOBIOGRAPHY	SVAUTOBIOGRAPHY DYNAMIC	SVAUTOBIOGRAPHY LONG WHEELBASE	DESCRIPTION
DRIVER ASSISTANCE								
Rear View Camera		■	–	–	–	–	–	
Surround Camera System (1)	086GC	□	■	■	■	■	■	Please refer to page 41.
Wade Sensing (2)	075EA	□	□	□	□	□	□	Wade Sensing assists the driver when crossing streams, fords and flooded roads, by using sensors in the door mirrors and alerting the driver if the water is too deep. Please refer to page 32.
Advanced Tow Assist (3) (4)	062CE	□	□	□	□	□	□	
360° Parking Aid	036MB	□	□	□	□	■	■	
Park Assist – Parallel Park, Parking Exit and Perpendicular Park (5)	086HA	□	□	□	□	■	■	Sensors located around the vehicle are automatically triggered when Reverse is selected, or can be manually activated, with a graphic appearing on the Touchscreen showing an overhead view of the vehicle. As you park, the Touchscreen display and audio feedback indicates how close you are to obstacles. Please refer to page 39.

■ Standard □ Optional – Not Available.

(1) Only available with auto-dimming exterior mirrors (2) Requires Blind Spot Monitor, Blind Spot Assist or Surround Camera (3) Only available with Surround Camera and All Terrain Progress Control (ATPC)

(4) Not available with SDV6 Hybrid Engine (5) Only available with 360° Parking Aid.

Driver Assistance, Convenience and Loadspace Features (continued)

	OPTION CODE	HSE	VOGUE	VOGUE SE	AUTOBIOGRAPHY	SVAUTOBIOGRAPHY DYNAMIC	SVAUTOBIOGRAPHY LONG WHEELBASE	DESCRIPTION
DRIVER ASSISTANCE								
Autonomous Emergency Braking (AEB)		■	■	■	■	■	■	
Lane Departure Warning		■	■	■	■	–	–	
Drive Pack	074VX	□	□	□	□	–	–	Includes Driver Condition Monitor, Blind Spot Monitor with Reverse Traffic Detection, Traffic Sign Recognition with Intelligent Speed Limiter.
Driver Condition Monitor	086DH	□†	□†	□†	□†	■	■	Please refer to page 38.
Blind Spot Monitor with Reverse Traffic Detection (1)	086GF	□†	□†	□†	□†	–	–	Please refer to page 38.
Traffic Sign Recognition with Intelligent Speed Limiter	086DC	□†	□†	□†	□†	■	■	Please refer to page 37.
Drive Pack Pro	074VY	□	□	□	□	–	–	Includes Driver Condition Monitor, Traffic Sign Recognition with Intelligent Speed Limiter, Adaptive Cruise Control with Queue Assist and Intelligent Emergency Braking, Lane Keep Assist, Blind Spot Assist with Reverse Traffic Detection.
Adaptive Cruise Control with Queue Assist and Intelligent Emergency Braking	065AG	□	□	□	□	■	■	Please refer to page 38.
Lane Keep Assist	086BG	□†	□†	□†	□†	■	■	Please refer to page 38.
Blind Spot Assist with Reverse Traffic Detection (1)	086GG	□†	□†	□†	□†	■	■	Working with Blind Spot Monitor, Blind Spot Assist can help prevent collisions. If your vehicle detects another vehicle in your blind spot when you begin to change lanes, Blind Spot Assist provides precisely calculated steering torque – supporting the driver in guiding your vehicle safely away from the approaching vehicle.

■ Standard □ Optional – Not Available □† Only available as part of Option package.

OPTIONAL FEATURES

Driver Assistance, Convenience and Loadspace Features (continued)

	OPTION CODE	HSE	VOGUE	VOGUE SE	AUTOBIOGRAPHY	SVAUTOBIOGRAPHY DYNAMIC	SVAUTOBIOGRAPHY LONG WHEELBASE	DESCRIPTION
CONVENIENCE FEATURES								
Garage door opener (HomeLink®)	025CT	□	□	□	□	□	□	This universal transmitter can be programmed to operate up to three home or office wireless controlled systems, such as garage doors, automatic gates, or security lighting.
Keyless Entry with Push Button Start	066AC	□	■	■	■	■	■	The driver is able to access the vehicle without the need to take the remote smart key out of a bag or pocket.
Soft door close (1)	173AB	□	■	■	■	■	■	For additional convenience, the Range Rover is offered with power latching on all doors.
Extra large additional washer bottle (2)	039BB	□	□	□	□	□	□	The standard screen washer bottle has a six litre capacity. Capacity increases to 8.1 litres with the optional extra large screen washer bottle.
Remote park heat with Timed Climate	043AV	□	□	□	□	□	□	Please refer to page 51.

■ Standard □ Optional – Not Available.

(1) Only available with Keyless Entry (2) Not available on Autobiography SDV8 Long Wheelbase and SVAutobiography Long Wheelbase SDV8.

HomeLink® is the registered trademark of Gentex Corporation.

Driver Assistance, Convenience and Loadspace Features (continued)

	OPTION CODE	HSE	VOGUE	VOGUE SE	AUTOBIOGRAPHY	SVAUTOBIOGRAPHY DYNAMIC	SVAUTOBIOGRAPHY LONG WHEELBASE	DESCRIPTION
LOADSPACE FEATURES								
Manual trunk/tailgate		■	–	–	–	–	–	
Powered gesture tailgate (1)	070BA	□	■	■	■	■	■	Please refer to page 53.
Loadspace rails and lockable cross beam (2)	135AH	□	□	□	□	□	Δ	The rails can be used in conjunction with the accessory Load Retention System. Please refer to page 124.
Figured Macassar loadspace floor (3)	079CH	–	–	–	–	–	□	
Shadow Walnut loadspace floor (4)	079CJ	–	–	–	–	–	□	

■ Standard □ Optional – Not Available Δ No Cost Option.

(3) Only available with Figured Macassar veneer or Grand Black veneer (4) Only available with Shadow Walnut veneer or Grand Black veneer.

OPTIONAL FEATURES

Information, Communication and Entertainment

	OPTION CODE	HSE	VOGUE	VOGUE SE	AUTOBIOGRAPHY	SVAUTOBIOGRAPHY DYNAMIC	SVAUTOBIOGRAPHY LONG WHEELBASE	DESCRIPTION
InControl Apps	025PA	□	□	□	□	□	□	Please refer to page 43.
InControl Protect*	011BE	■	■	■	■	■	■	Please refer to page 43.
InControl Secure for warranty period*	011AE	□	□	□	□	□	□	Please refer to page 43.
InControl Connect Pro Pack	011CF	□	□	□	□	□	□	Includes InControl Apps, Remote and Pro Services. Please refer to page 43.
Meridian™ Sound System (380W)		■	■	–	–	–	–	Please refer to page 43.
Meridian™ Surround Sound System (825W)	025LN	□	□	■	■	–	–	Meridian is a registered trademark of Meridian Audio Ltd. Please refer to page 46.
Meridian™ Reference Sound System (1700W)	025LV	–	–	□	□	■	■	Meridian is a registered trademark of Meridian Audio Ltd. Please refer to page 46.
Digital Audio Broadcast (DAB) Radio	025JB	□	□	□	□	□	□	

■ Standard □ Optional – Not Available.

* Please contact your nearest Land Rover Retailer for feature availability.

InControl features, options and their availability remain market and powertrain dependent - check with your Retailer for local market availability and full terms. Certain features require a Micro SIM with a suitable data contract which will require further subscription after the initial term advised by your Retailer. Mobile network connectivity cannot be guaranteed in all locations. InControl apps will need to be downloaded from the Apple/Android Store.

Information, Communication and Entertainment (continued)

	OPTION CODE	HSE	VOGUE	VOGUE SE	AUTOBIOGRAPHY	SVAUTOBIOGRAPHY DYNAMIC	SVAUTOBIOGRAPHY LONG WHEELBASE	DESCRIPTION
Television	129AA	□	■	■	■	■	■	
Dual View Touchscreen	087AM	□	□	□	□	□	■	
Rear Seat Entertainment (1)	129AH	□	□	□	□	–	–	Please refer to page 53.
10" Rear Seat Entertainment (2)	129AQ	–	–	□	□	Δ	■	Please refer to page 53.
Head-up Display (3)	039IB	□†	□†	□†	□†	□†	□†	Please refer to page 37.

■ Standard □ Optional – Not Available □† Available as part of Option package Δ No Cost Option.

(1) Not available with upper seat articulation (2) Standard on Autobiography Long Wheelbase. Requires upper seat articulation (3) Only available with solar attenuating glass. Refer to page 84.

3

There is a distinctive range of specifically formulated colours and finishes. Choose from 4 categories of colours: solid & metallic, premium metallic, ultra metallic and special effect. Also, an additional option of Duo Tone is available exclusively for SVAutobiography Long Wheelbase.

SOLID AND METALLIC COLOURS

A standard range of 11 specifically formulated solid and metallic colours and finishes are available.

Body and Roof Colour

Further enhance the look by selecting a contrast roof with a choice of Narvik Black or Indus Silver (dependent on exterior colour selected).

Fuji White (solid)*

Optional Contrast Roof Colour
Narvik Black



Yulong White (metallic)

Optional Contrast Roof Colour
Narvik Black




Indus Silver (metallic)*

Optional Contrast Roof Colour
Narvik Black



Corris Grey (metallic)*

Optional Contrast Roof Colour
Narvik Black Indus Silver




Kaikoura Stone (metallic)
Optional Contrast Roof Colour
Narvik Black



Scotia Grey (metallic)
Optional Contrast Roof Colour
Narvik Black Indus Silver



Aintree Green (metallic)
Optional Contrast Roof Colour
Narvik Black Indus Silver



Loire Blue (metallic)
Optional Contrast Roof Colour
Narvik Black Indus Silver



Santorini Black (metallic)*

Optional Contrast Roof Colour

Indus Silver



Firenze Red (metallic)*

Optional Contrast Roof Colour

Narvik Black

Indus Silver




Montalcino Red (metallic)

Optional Contrast Roof Colour

Narvik Black

Indus Silver



PREMIUM METALLIC COLOURS

An optional range of 5 specifically formulated premium metallic colours and finishes are available.

Silicon Silver

Optional Contrast Roof Colour
Narvik Black Indus Silver



Aruba

Optional Contrast Roof Colour
Narvik Black



Waitomo Grey

Optional Contrast Roof Colour
Narvik Black Indus Silver



Carpathian Grey

Optional Contrast Roof Colour
Narvik Black Indus Silver



Farallon Black

Optional Contrast Roof Colour
Indus Silver



ULTRA METALLIC COLOURS

An optional range of 13 specifically formulated ultra metallic premium palette colours and finishes are available. These are the latest high technology colours and finishes delivered by our new state-of-the-art SVO facility. All ultra metallic colours come in a gloss finish or, as an additional option, satin matte finish.

Body and Roof Colour

Further enhance the look by selecting a contrast roof with a choice of Narvik Black or Indus Silver (dependent on exterior colour selected).

Verbier Silver[†]

Optional Contrast Roof Colour
Narvik Black



Rio Gold[†]

Optional Contrast Roof Colour
Narvik Black



Madagascar Orange[†]

Optional Contrast Roof Colour
Narvik Black Indus Silver



Balmoral Blue[†]

Optional Contrast Roof Colour
Narvik Black Indus Silver



Ruffina Red[†]

Optional Contrast Roof Colour
Narvik Black Indus Silver



Mescalito Black[†]

Optional Contrast Roof Colour
Indus Silver



British Racing Green†

Optional Contrast Roof Colour
Narvik Black



Windward Grey†

Optional Contrast Roof Colour
Narvik Black Indus Silver




Scafell Grey†

Optional Contrast Roof Colour
Narvik Black Indus Silver



Bosphorus Grey†

Optional Contrast Roof Colour
Narvik Black Indus Silver




Borealis Black†

Optional Contrast Roof Colour
Indus Silver



Flux†

Optional Contrast Roof Colour
Narvik Black Indus Silver



Ligurian Black†

Optional Contrast Roof Colour
Indus Silver



SPECIAL EFFECT COLOURS

An optional range of 6 specifically formulated special effect premium palette colours and finishes are available: pearlescent, ChromaFlair® and tinted clearcoat. These are the latest high technology colours and finishes delivered by our new state-of-the-art SVO facility. All special effect colours come in a gloss finish or, as an additional option, satin matte finish (except Camargue Red tinted clearcoat which is available in gloss finish only).

Body and Roof Colour

Further enhance the look by selecting a contrast roof with a choice of Narvik Black or Indus Silver (dependent on exterior colour selected).

Valloire White Pearl (pearlescent)[†]

Optional Contrast Roof Colour
Narvik Black



Meribel White Pearl (pearlescent)[†]

Optional Contrast Roof Colour
Narvik Black



Spectral Blue (ChromaFlair)[†]

Optional Contrast Roof Colour
Narvik Black



Spectral British Racing Green (ChromaFlair)[†]

Optional Contrast Roof Colour
Narvik Black



Spectral Racing Red (ChromaFlair)[†]

Optional Contrast Roof Colour
Narvik Black



Camargue Red (tinted clearcoat)

Optional Contrast Roof Colour
Narvik Black Indus Silver



DUO TONE COLOUR SCHEMES

Exclusively for Range Rover SVAutobiography Long Wheelbase, Duo Tone is available as an additional option for the ultimate in style, individuality and finish. The colour schemes are delivered by our new state of the art SVO facility and comprise of a choice of 25 colours complemented by Santorini Black above the vehicle's waistline.

Yulong White



Loire Blue



Verbier Silver



Ruffina Red



Bosphorus Grey



Spectral Blue



Indus Silver



Aruba



Rio Gold



British Racing Green



Flux



Spectral British Racing Green



Corris Grey



Kaikoura Stone



Waitomo Grey



Madagascar Orange



Windward Grey



Valloire White Pearl



Spectral Racing Red



Aintree Green



Montalcino Red



Balmoral Blue



Scafell Grey



Meribel White Pearl



Camargue Red



4



19" 5 SPLIT-SPOKE
'STYLE 501'*



19" 5 SPLIT-SPOKE
'STYLE 501'
WITH SATIN DARK GREY FINISH



20" 5 SPLIT-SPOKE
'STYLE 502'*



20" 5 SPLIT-SPOKE
'STYLE 502'
WITH SHADOW CHROME FINISH*

	OPTION CODE	HSE	VOGUE	VOGUE SE	AUTOBIOGRAPHY	SVAUTOBIOGRAPHY DYNAMIC	SVAUTOBIOGRAPHY LONG WHEELBASE
WHEELS							
19" 5 split-spoke 'Style 501'* (only available with TDV6 Engine)	029SA	■	Δ	◇	Δ	–	Δ
19" 5 split-spoke 'Style 501' with Satin Dark Grey finish (only available with TDV6 Engine)	029XR	□	Δ	–	Δ	–	Δ
20" 5 split-spoke 'Style 502'*	029SB	□	■	Δ	Δ	–	Δ
20" 5 split-spoke 'Style 502' with Shadow Chrome finish*	029SC	□	□	Δ	Δ	–	Δ

■ Standard □ Optional – Not Available ◇ Accessory fit only Δ No Cost Option.

106 *Also available as an accessory. Please contact your nearest Land Rover Retailer for fitment **Only available with Black Design Pack †Standard on Autobiography with all engines except Hybrid Diesel. Accessory wheels must be selected with either a standard or optional wheel and incurs an additional cost.

STEP 4 CHOOSE YOUR WHEELS



21" 10 SPOKE
'STYLE 101'**†



21" 10 SPOKE
'STYLE 101'
WITH DIAMOND TURNED FINISH*



21" 6 SPOKE
'STYLE 602'



21" 6 SPOKE
'STYLE 602'
WITH DIAMOND TURNED FINISH



21" 7 SPOKE
'STYLE 706'
WITH HIGH GLOSS POLISHED FINISH



21" 9 SPOKE
'STYLE 901'
WITH GLOSS BLACK FINISH**



21" 5 SPLIT-SPOKE
'STYLE 505'
WITH DARK GREY FINISH

	OPTION CODE	HSE	VOGUE	VOGUE SE	AUTOBIOGRAPHY	SVAUTOBIOGRAPHY DYNAMIC	SVAUTOBIOGRAPHY LONG WHEELBASE
WHEELS							
21" 10 spoke 'Style 101'**†	029SD	□	□	□	■	–	△
21" 10 spoke 'Style 101' with Diamond Turned finish*	029SE	□	□	□	□	–	△
21" 6 spoke 'Style 602' (Hybrid only)	029TA	–	–	■	△	–	△
21" 6 spoke 'Style 602' with Diamond Turned finish (Hybrid only)	029TB	–	–	□	■	–	□
21" 7 spoke 'Style 706' with High Gloss Polished finish	029TQ	–	–	–	–	–	■
21" 9 spoke 'Style 901' with Gloss Black finish**	029TN	–	□	□	□	–	–
21" 5 split-spoke 'Style 505' with Dark Grey finish	031JK	–	–	–	–	■	–



22" 5 SPLIT-SPOKE
'STYLE 504'*



22" 7 SPLIT-SPOKE
'STYLE 707'
WITH DIAMOND TURNED FINISH*



22" 7 SPLIT-SPOKE
'STYLE 707'
WITH GLOSS BLACK FINISH**



22" 7 SPOKE
'STYLE 708'*



22" 6 SPOKE
'STYLE 601'
WITH DIAMOND TURNED FINISH*



22" 7 SPOKE
'STYLE 706'
WITH HIGH GLOSS POLISHED FINISH

	OPTION CODE	HSE	VOGUE	VOGUE SE	AUTOBIOGRAPHY	SVAUTOBIOGRAPHY DYNAMIC	SVAUTOBIOGRAPHY LONG WHEELBASE
WHEELS							
22" 5 split-spoke 'Style 504'*	029SF	□	□	□	□	–	□
22" 7 split-spoke 'Style 707' with Diamond Turned finish*	029SG	◇	◇	□	□	–	□
22" 7 split-spoke 'Style 707' with Gloss Black finish**	029TP	–	□	□	□	–	–
22" 7 spoke 'Style 708'*	029SK	–	–	–	□	–	□
22" 6 spoke 'Style 601' with Diamond Turned finish*	029SH	◇	◇	□	□	–	□
22" 7 spoke 'Style 706' with High Gloss Polished finish	029SX	–	–	–	–	–	□

■ Standard □ Optional – Not Available ◇ Accessory fit only Δ No Cost Option.

108 *Also available as an accessory. Please contact your nearest Land Rover Retailer for fitment **Only available with Black Design Pack †Only available as an accessory. Rim only. Centre caps available separately. Accessory wheels must be selected with either a standard or optional wheel and incur an additional cost.



22" 5 SPLIT-SPOKE
'STYLE 514'
WITH DIAMOND TURNED FINISH*



22" 5 SPLIT-SPOKE
'STYLE 514'
WITH DARK GREY FINISH*



22" 5 SPLIT-SPOKE
'STYLE 514'
CERAMIC POLISHED
WITH LIGHT SILVER FINISH†



22" 5 SPLIT-SPOKE
'STYLE 514'
FULLY PAINTED WITH LOW
GLOSS BLACK FINISH†

	OPTION CODE	HSE	VOGUE	VOGUE SE	AUTOBIOGRAPHY	SVAUTOBIOGRAPHY DYNAMIC	SVAUTOBIOGRAPHY LONG WHEELBASE
WHEELS							
22" 5 split-spoke 'Style 514' with Diamond Turned finish*	031JL	–	–	–	–	□	–
22" 5 split-spoke 'Style 514' with Dark Grey finish*	031PB	–	–	–	–	□	–
22" 5 split-spoke 'Style 514' Ceramic Polished with Light Silver finish†	VPLWW0088	◇	◇	◇	◇	–	◇
22" 5 split-spoke 'Style 514' fully painted with Low Gloss Black finish†	VPLWW0089	◇	◇	◇	◇	–	◇

5

CHOOSE YOUR SEAT CONFIGURATION



Bench Seat

The leather bench seat can accommodate up to three passengers and is available with manual or power recline.

The centre seat folds flat to reveal the rear seat cupholders.

For extended load capacity all of the rear seats will fold fully forward. Additionally this can be operated electronically by the touch of a button in the loadspace for seats specified with power recline.

Available on Standard Wheelbase and Long Wheelbase variants. Not available on SVAutobiography Long Wheelbase.



Rear Executive Class seats





















For the ultimate in rear seat luxury, the Rear Executive Class seating option provides supreme comfort and convenience, with two individual rear seats and the full extended centre console finished in the finest veneer. Seat functionality includes memory, power recline and a three-mode massage feature.

The option of a Long Wheelbase adds 186mm in the second row of seats and has the additional benefit of providing rear passengers with a recline of some 17 degrees.

Available on Vogue SE, Autobiography and standard on SVAutobiography Long Wheelbase. Also available on both Standard Wheelbase and Long Wheelbase variants.

CHOOSE YOUR INTERIOR COLOUR COMBINATIONS

Now you have chosen your model, you can use this table to select the perfect combination of interior colour, exterior colour and wood veneers.

	(A)	(B)	(C)	(D)	(E)	(F)	(G)
COLOURWAYS	EBONY / EBONY (page 115)	ESPRESSO / ALMOND (page 115)	EBONY / CIRRUS (page 115)	ESPRESSO / IVORY (page 116)	EBONY / IVORY (page 116)	NAVY / CIRRUS (page 117)	EBONY / TAN (page 117)
INTERIOR COLOUR							
Seat colour	Ebony	Almond Espresso	Cirrus	Ebony Ivory Espresso	Ivory	Ebony Cirrus Navy	Tan
Carpet	Ebony	Almond	Ebony	Espresso	Ebony	Navy	Ebony
MODEL							
HSE (grained leather seats)	○	○	–	○	–	–	–
Vogue (perforated Oxford leather seats)	○	○	○	○	○	○	–
Vogue SE (perforated Semi-Aniline leather seats)	○	○	○	○	○	○	○
Autobiography (perforated Semi-Aniline leather seats)	○	○	○	○	○	○	○
SVAutobiography Dynamic (perforated Semi-Aniline leather seats with quilted pattern)	–	–	–	–	–	–	–
SVAutobiography Long Wheelbase (perforated Semi-Aniline leather seats)	–	–	–	–	–	–	–
INTERIOR FINISHERS							
 Grand Black veneer	○	–	–	▲	▲	–	–
 Figured Macassar veneer	○	▲	▲	○	○	▲	▲
 Shadow Walnut veneer	○	○	○	○	○	○	○
 Grand Black veneer with Red keyline	–	–	–	–	–	–	–
EXTERIOR COLOUR							
 Fuji White	○	○	○	○	○	○	▲
 Yulong White	○	○	○	▲	▲	○	○
 Indus Silver	▲	○	○	▲	○	○	○
 Corris Grey	▲	○	○	▲	○	○	○
 Kaikoura Stone	○	○	▲	○	○	▲	○
 Scotia Grey	○	○	○	○	○	○	○
 Aintree Green	○	○	○	○	○	–	○
 Loire Blue	○	○	○	○	○	▲	○
 Santorini Black	○	○	○	▲	○	○	▲
 Firenze Red	○	○	○	○	○	▲	–
 Montalcino Red	○	○	○	○	○	○	–
 Silicon Silver	○	○	○	○	○	▲	○
 Aruba	○	○	○	○	○	○	○
 Waitomo Grey	○	▲	▲	○	○	○	○
 Carpathian Grey	▲	○	○	▲	○	○	▲
 Farallon Black	○	○	○	○	○	▲	○

▲ Combination is Designer's Choice ○ Combination is Available – Not Available.

[illegible]

COLOUR CHOICES

Each interior comes in a combination of two colours – the primary colour and a complementary secondary colour. You can further personalise your interior colour selections with a choice of wood veneers.



	1	2	3	4	5
COLOURWAYS	DOOR LOWER	DOOR AND ARM REST UPPER	INSTRUMENT PANEL UPPER	CUBBY BOX*	INSTRUMENT PANEL LOWER
(A) Ebony / Ebony	Ebony / Ebony	Ebony	Ebony	Ebony	Ebony
(B) Espresso / Almond	Espresso / Almond	Almond	Espresso	Espresso / Almond	Almond
(C) Ebony / Cirrus	Ebony / Cirrus	Cirrus	Ebony	Ebony / Cirrus	Cirrus
(D) Espresso / Ivory	Espresso / Ivory	Ivory	Espresso	Espresso / Ivory	Ivory
(E) Ebony / Ivory	Ebony / Ebony	Ivory	Ebony	Ebony / Ivory	Ivory
(F) Navy / Cirrus	Navy / Cirrus	Cirrus	Navy	Navy / Cirrus	Cirrus
(G) Ebony / Tan	Ebony / Ebony	Tan	Ebony	Tan	Tan
(H) Brogue / Ivory	Espresso / Ivory	Ivory	Brogue	Brogue / Ivory	Ivory
(I) Dark Cherry / Ivory	Dark Cherry / Ivory	Ivory	Dark Cherry	Dark Cherry / Ivory	Ivory
(J) Ebony / Pimento	Ebony / Ebony	Pimento	Ebony	Pimento	Pimento
EXCLUSIVE TO SVAUTOBIOGRAPHY DYNAMIC					
(K) Ebony / Ebony	Ebony / Ebony	Ebony / Ebony	Ebony	Ebony	Ebony
(L) Ebony / Cirrus	Ebony / Cirrus	Ebony / Cirrus	Ebony	Ebony	Cirrus
(M) Ebony / Tan	Ebony / Tan	Ebony / Tan	Ebony	Ebony	Tan
(N) Ebony / Pimento	Ebony / Pimento	Ebony / Pimento	Ebony	Ebony	Pimento
EXCLUSIVE TO SVAUTOBIOGRAPHY LONG WHEELBASE					
(O) Dark Cherry / Ivory	Dark Cherry	Ivory	Dark Cherry	Ivory	Ivory
(P) Espresso / Tan	Espresso	Tan	Espresso	Tan	Tan
(Q) Ebony / Lunar	Lunar	Lunar	Ebony	Ebony	Lunar
(R) Lunar / Cirrus	Lunar	Cirrus	Lunar	Cirrus	Cirrus
(S) Navy / Ivory	Navy	Ivory	Navy	Ivory	Ivory

*Cubby box colour matches seat colour chosen.

AVAILABLE INTERIOR COLOUR COMBINATIONS

The cabin in Range Rover embodies the finest of contemporary living. The warmth of wood veneers, superb metal finishes and soft leathers combine to create a sense of home. A wide range of colourways and seat materials are available to suit all tastes.

Interiors shown are for colour reference only and are not representative of all model specification. Please refer to pages 112 to 114 for full details of availability or contact your nearest Land Rover Retailer for more information.

A **Ebony / Ebony** (available on HSE, Vogue, Vogue SE and Autobiography)



Interior shown: Ebony/Ebony, with Ebony seats and Grand Black veneer.

B **Espresso / Almond** (available on HSE, Vogue, Vogue SE and Autobiography)



Interior shown: Espresso/Almond, with Almond seats and Shadow Walnut veneer.

C **Ebony / Cirrus** (available on HSE, Vogue, Vogue SE and Autobiography)



Interior shown: Ebony/Cirrus, with Cirrus seats and Grand Black veneer.

Interiors shown are for colour reference only and are not representative of all model specification.
Please refer to pages 112 to 114 for full details of availability.

(D) Espresso / Ivory (available on Vogue, Vogue SE and Autobiography)



Interior shown: Espresso/Ivory, with Espresso seats and Figured Macassar veneer.

(E) Ebony / Ivory (available on Vogue, Vogue SE and Autobiography)



Interior shown: Ebony/Ivory, with Ivory seats and Grand Black veneer.

(H) Brogue / Ivory (available on Autobiography)



Interior shown: Brogue/Ivory, with Brogue seats and Figured Macassar veneer.

(I) Dark Cherry / Ivory (available on Autobiography)



Interior shown: Dark Cherry/Ivory, with Ivory seats and Figured Macassar veneer.

F Navy / Cirrus (available on Vogue SE and Autobiography)



Interior shown: Navy/Cirrus, with Navy seats and Shadow Walnut veneer.



G Ebony / Tan (available on Autobiography)



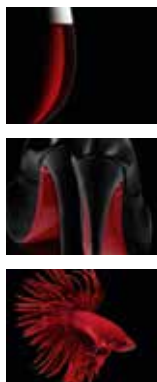
Interior shown: Ebony/Tan, with Tan seats and Figured Macassar veneer.



J Ebony / Pimento (available on Autobiography)



Interior shown: Ebony/Pimento, with Pimento seats and Grand Black veneer.



K Ebony / Ebony (available on SVAutobiography Dynamic)



Interior shown: Ebony/Ebony with Ebony/Ebony seats and Grand Black veneer with Red keyline.



Interiors shown are for colour reference only and are not representative of all model specification.
Please refer to pages 112 to 114 for full details of availability.

L Ebony / Cirrus (available on SVAutobiography Dynamic)



Interior shown: Ebony/Cirrus with Ebony/Cirrus seats and Grand Black veneer with Red keyline.

M Ebony / Tan (available on SVAutobiography Dynamic)



Interior shown: Ebony/Tan with Ebony/Tan seats and Grand Black veneer with Red keyline.

P Espresso / Tan (available on SVAutobiography Long Wheelbase)



Interior shown: Espresso/Tan with Tan seats and Figured Macassar veneer.

Q Ebony / Lunar (available on SVAutobiography Long Wheelbase)



Interior shown: Ebony/Lunar with Ebony seats and Grand Black veneer.

(N) Ebony / Pimento (available on SVAutobiography Dynamic)



Interior shown: Ebony/Pimento with Ebony/Pimento seats and Grand Black veneer with Red keyline.

(O) Dark Cherry / Ivory (available on SVAutobiography Long Wheelbase)



Interior shown: Dark Cherry/Ivory with Dark Cherry/Ivory Duo Tone seats and Figured Macassar veneer.

(R) Lunar / Cirrus (available on SVAutobiography Long Wheelbase)



Interior shown: Lunar/Cirrus with Cirrus seats and Grand Black veneer.

(S) Navy / Ivory (available on SVAutobiography Long Wheelbase)




Interior shown: Navy/Ivory with Ivory Poltrona Frau seat pattern and Figured Macassar veneer.




INTERIOR FINISHERS


Now you have chosen your interior colour combination, choose one of four interior finishers. For full availability and designer's choices, please see the Colour and Trim matrix on pages 112 and 113.



Grand Black veneer



Figured Macassar veneer



Shadow Walnut veneer



Grand Black veneer with Red keyline*

*Grand Black veneer with Red keyline is exclusive to SVAutobiography Dynamic.
Interior shown left is SVAutobiography Dynamic in Ebony/Pimento with Ebony/Pimento seats and Grand Black veneer with Red keyline with optional features fitted (market dependent).

6

LAND ROVER APPROVED ACCESSORIES



Many owners want to add their own stamp of individuality by tailoring their Range Rover with a range of stylish, practical accessories that are tough, versatile and bring an opportunity for personalisation. One such addition is a design pack. This has been designed, developed and tested by our Special Vehicle Operations (SVO) team and is therefore engineered to the highest possible level.

Exterior features include a unique front bumper, rear bumper with integrated tailpipes, side vents, grille and side sill claddings.

Naturally, Land Rover Approved Accessories are designed, tested and manufactured to the same exacting standards as the original equipment fitted to your vehicle. And importantly, these accessories can be added at any stage during the vehicle's life.

DESIGN



SVO Design Pack – Front and Rear Bumpers*

Purposeful, dynamic and stunningly realised lines are created with the addition of our Design Pack. The unique front bumper gives the vehicle even more presence. If you want your vehicle to make a greater statement, this does so with flair. Please note: off-road capabilities will be impacted due to amended approach and departure angles.



SVO Design Pack – Grille Surround and Side Vents*

Side vents, grille and side sill claddings add to its already unmistakable silhouette.

Please note: off-road capabilities will be impacted due to amended approach and departure angles.



SVO Design Pack – Exhaust Finishers*

The rear, with its integrated tailpipes, is equally confident.

Please note: off-road capabilities will be impacted due to amended approach and departure angles.



Deployable Side Steps**

These smart, practical steps make it easier to get in and out of the vehicle. Neatly stowed under the sills, the Side Steps automatically deploy as soon as the door is opened, or when activated by the key fob. They stow automatically when the door is closed. The side steps are sensitive to obstructions and will not deploy in off-road or low range settings. Please contact your nearest Land Rover Retailer for more information.



Bright Side Tubes VPLGP0100 (SWB only)

Highly polished stainless steel side tubes provide an off-road inspired appearance, designed to complement the vehicle's exterior design.



Fixed Side Steps VPLGP0226 (SWB only)

Complete with a rubber tread mat and brushed stainless steel trim, the fixed side steps provide easy access/exit to the vehicle's cabin and aids access to the roof. With embossed Range Rover branding, exterior Bright work and Bright Anodised Aluminium edge trim finish, they complement vehicle exterior styling cues.

*For other fitment options please contact your nearest Land Rover Retailer for more information

**Not available for SDV6 Hybrid diesel Long Wheelbase.

Vehicle shown left is Vogue in Fuji White with Black design pack and SVO design pack.

TOURING



Luggage Roof Box*
VPLVR0062

Roof mounted luggage box with Gloss Black finish. Opens from both sides and is lockable for security. Includes power-grip mounting for easy and quick fixing to the roof bars. External dimensions: 1,750mm long, 820mm wide, 450mm high. Volume 410 litres. Maximum payload 75kg**.



Sports Roof Box*
VPLVR0061

Sleek, aerodynamic design Sports roof box with a Gloss Black finish which can be mounted on either side of the vehicle for kerbside opening. Internal retention system for skis or other long loads. Lockable for security. External dimensions: 2,060mm long, 840mm wide, 340mm high. Internal volume 320 litres. Load capacity 75kg**.

Large Sports Roof Box*
VPLVR0100 (not shown)



Luggage Carrier*
LR006848

Flexible rack system to facilitate roof carrying. Maximum payload 75kg**.



Loadspace Rails
VPLGS0170

Loadspace mounted rails to help increase the flexibility of loadspace stowage, also allowing the fitment of the luggage retention kit stowage system.

Luggage Retention Kit
VPLGS0171

Pack of attachments that fix into the loadspace rails via a quick lock/quick release system to help provide a flexible solution for retaining items. The attachment pack includes a retractable strap with inertia reel, telescopic rod and stowage bag.



Towing System – Multi-Height Tow Bar
VPLGT0082, VPLGT0097, LR037931, LR037913

Multi-height tow hitch offers three different towing height positions and the ability to swap height easily. Simple to fit/remove following initial Retailer installation. Includes 50mm tow ball. Approved for up to 3,500kg trailer load.



Towing Electrics – 13 Pin†
VPLGT0073

13 pin towing electrics offered for use with deployable or multi-height tow bar. European-style towing electric, capable of supplying all trailer rear lighting and interior equipment power.



Accessory Wheels
Consult Retailer

A range of wheels are also available as an accessory fitment. Some of the wheels shown are manufactured via premium forging process to ensure strength, with striking vibration polished finish.

SPORTING



Roof Rails**
Consult your Land Rover Retailer for further details

Roof rails facilitate easy fitment of cross bars for roof carrying. Pre-set positioning points ensure cross bars are fixed in optimum position for weight distribution and dynamics.



Cross Bars**
VPLGR0102

Elegant, durable Bright finish aluminium cross bars, with T-track design which utilises the full length of the bars, providing space to mount multiple accessories. Aerodynamic profile minimises drag and wind noise. The incremental height when fitted is 93mm.



Ski/Snowboard Carrier*
LR006849

Carries four pairs of skis or two snowboards and incorporates slider rails for easy loading, is also lockable for security. Maximum payload 36kg.**

Ski Bag
VPLGS0166

The Land Rover padded ski/snowboard bag carries up to two pairs of skis and poles up to 180cm long. It is manufactured from durable 600D polyester and features removable shoulder strap.



Aqua Sports Carrier*
VPLGR0107

Carries one surfboard, sailboard, canoe or kayak. Includes lockable multi-purpose holder to carry a mast, oars or paddles. Tilts to facilitate easy loading/unloading. Features lockable straps and rubber supports to maintain optimum weight distribution whilst protecting the kayak and vehicle from scratches/suffs. Maximum load capacity 45kg.**



Illuminated Treadplates
VPLWS0208 – SWB
VPLGS0261 – LWB

Illuminated treadplates are available on both the driver and front passenger sides of the vehicle to welcome you into the cabin.

Personalised Illuminated Treadplates
VPLWS0212 – Front
VPLWS0209 – Vehicle Set (SWB only)
VPLGS0262 – Rear (LWB only)

Personalise your vehicle further by adding a script of your choice in a variety of fonts, highlighted by subtle white illumination. Available as a full vehicle set (front pair personalised, rear pair illuminated only) or as a front pair only.



Sport Pedal Covers
VPLGS0160

Alternative pedal covers for an interior design enhancement featuring a Bright finish. Manufactured from polished and etched stainless steel and features hidden fixings for a clean finish.



Tow Bar Mounted Bike Carrier
VPLVR0067 – Two Bike
VPLVR0069 – Three Bike

Upper and lower tailgate can be opened with carrier in place. Features quick attach/release mechanism. Fits to either multi-height tow bar or electrically deployable tow bar. Manufactured from aluminium and other lightweight materials. Lockable for security. Maximum load capacity 40kg.

More information on Land Rover bikes is available online at: www.2x2worldwide.com

**Maximum payload equals the load capacity of the roof mounted accessory

*Please note: These accessories are not suitable for caravans, trailers or lighting boards fitted with rear mounted LED Lamp Kits.

OUTDOOR



Luggage Partition – Full Height
VPLGS0162

Designed to prevent luggage from entering the passenger compartment. Easily removed. Complies with ECE-17 regulation.



Loadspace Liner Tray
VPLGS0263

Semi-rigid waterproof loadspace liner tray with a raised lip on three sides to protect loadspace floor and side wall carpets from dirt or wet equipment. Features Range Rover Bright ingot branding.



Loadspace Mat – Rubber
VPLGS0260

Range Rover branded waterproof rubber mat protects the loadspace carpet from general dirt in the rear loadspace. Features Bright work accents to increase visual quality and match floor mats.



Rubber Footwell Mats
VPLGS0150 – SWB (LHD)
VPLGS0254 – LWB (LHD)

Rubber footwell mats for front and second row occupants help provide protection from general dirt. Branded and with Bright accent Range Rover ingot and durable metal corner piece to the external edge.



Front Waterproof Seat Covers
VPLGS0154PVJ – Ebony
VPLGS0154SVA – Almond

Highly durable tailored waterproof seat covers provide protection for the seat upholstery. Simple to fit and machine washable.



Mudflaps
VPLGP0109 – Front
VPLGP0111 – Front (for Deployable Side Steps)
VPLGP0110 – Rear

Mudflaps are a popular upgrade for reducing spray and ensuring paintwork is protected from debris and dirt. Designed to complement vehicle exterior design.

OTHER



Loadspace Retention Net
VPLMS0302

Secure small items and luggage within loadspace. Utilises loadspace tie-down points. Includes floor net and two ratchet straps which are approximately two metres long.



Gearshift Paddles
VPLVS0187MMU – Aluminium
VPLVS0187CAY – Aluminium Red

Complete the look and feel of your steering wheel with premium aluminium paddles. Gearshift paddles are machine polished, anodised and hand brushed to provide exceptional wear resistance with a premium finish.



Centre Armrest Cooler/Warmer Box
VPLVS0176

Food and drinks chiller and warmer that acts as a rear centre armrest. With a leather-covered top, it is held in place by the centre seat belt and powered from the rear auxiliary socket. Ideal for long journeys with the family.



Luxury Loadspace Carpet Mat
VPLGS0377PVJ – Ebony
VPLGS0377AAM – Espresso

Luxurious, tailored, deep pile 2.05g/m² loadspace carpet mat, with waterproof backing, provide a well appointed finishing touch to the interior.



Mirror Covers – Noble Chrome
VPLGB0073

Noble Plated mirror covers designed to enhance the Range Rover's exterior design cues. This neat design upgrade complements various Light Atlas and Bright finish exterior trim.



Electric Cool Bag
VUP100140L

This cool bag is thermostatically temperature controlled, is powered by the 12 volt auxiliary socket and has an easy to clean interior surface. Height 380mm, Length 380mm, Width 220mm. Volume 14 litres.

DIMENSIONS AND CAPABILITIES



Standard Wheelbase (SWB) 2.922mm



Long Wheelbase (LWB) 3.120mm

Standard Overall length 4.999mm (Long Wheelbase 5.199mm)



Standard Ride Height

With roof rails 1.836mm (LWB 1.840mm)
With panoramic roof open 1.874mm (LWB 1.880mm)
With Telematics roof antenna 1.860mm (LWB 1.866mm)
Access height air suspension setting will reduce each of the above by 50mm

Headroom

Maximum front headroom with panoramic roof 997mm
Rear headroom 996mm (LWB 973mm)

Legroom

Maximum front legroom 1.080mm
Maximum rear legroom 1.020mm (LWB 1.206mm)

Loadspace Capacity

Rear seats upright
Height 824mm, Width 1.290mm
Loadspace volume 909 litres
Loadspace width between arches 1.120mm
Length at floor 1.101mm
Rear seats forward
Height 824mm, Width 1.290mm
Loadspace volume 2.030 litres (LWB 2.345 litres)
Loadspace width between arches 1.120mm
Length at floor 1.985mm (LWB 2.177 mm)

Obstacle Clearance

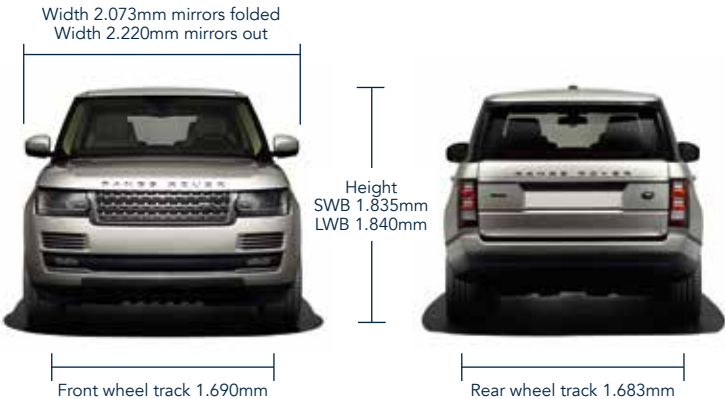
Off-road height 296,1mm
Standard ride height 221,1mm

Turning Circle

Kerb-to-kerb 12,1m (LWB 13,0m)
Wall-to-wall 12,5m (LWB 13,4m)
Turns lock-to-lock 3,03

Wading Depth

Maximum wading depth 900mm



	A	B	B	C
Ride Height	Approach Angle	Ramp Angle	Ramp Angle (Hybrid)	Departure Angle
Off-road SWB / LWB	34,7°	28,3° / 26,1°	27,3° / 25,1°	29,6°
Standard SWB / LWB	26°	20,1° / 18,3°	19,6° / 17,9°	24,6°



TECHNICAL SPECIFICATION, PERFORMANCE AND KEY DATA

	DIESEL			PETROL	
	3,0L TDV6	3,0L SDV6 HYBRID	4,4L SDV8	5,0L V8 SUPERCHARGED	5,0L V8 SUPERCHARGED
POWER (PS)	258	340	339	510	550
ENGINE DATA					
Bore (mm)	84	84	84	92,5	92,5
Stroke (mm)	90	90	98,5	93	93
Compression ratio (:1)	16,1	16,1	16,1	9,5	9,5
BRAKES					
Front type	Ventilated disc	Ventilated disc	Ventilated disc	Ventilated disc	Ventilated disc
Front diameter (mm)	360	380	380	380	380
Rear type	Ventilated disc	Ventilated disc	Ventilated disc	Ventilated disc	Ventilated disc
Rear diameter (mm)	350	365	365	365	365
Park Brake	Electric Park Brake (EPB) integrated into brake caliper			Electric Park Brake (EPB) integrated into brake caliper	
WEIGHTS (KG)					
Weight from (LWB)	2.205 (2.341)	2.453 (2.526)	2.456 (2.549)	2.328 (2.401)	2.457 (2.514)
Maximum laden weight (LWB)	3.050 (3.090)	3.200 (3.250)	3.230 (3.250)	3.150 (3.190)	3.100
Maximum mass on each axle (front)	1.500 (1.550 LWB)	1.590	1.590	1.500 (1.550 LWB)	1.500 (1.550 LWB)
Maximum mass on each axle (rear)	1.775	1.775	1.775	1.775	1.775
TOWING (KG)					
Unbraked trailer	750	750	750	750	750
Maximum towing	3.500	3.000	3.500	3.500	3.000
Maximum coupling point / nose weight**	200	200	200	200	200
Maximum vehicle and trailer combination / Gross Train Weight (LWB)	6.550 (6.590)	6.200 (6.250)	6.730 (6.750)	6.650 (6.690)	6.100
ROOF CARRYING (KG)					
Maximum roof load (including roof rails)	100	100	100	100	100
PERFORMANCE AND FUEL ECONOMY					
Maximum speed (kph)	209	218	218	225 / 250*	225 / 250*
Acceleration (secs) 0-100kph (LWB)	7,9 (8,3)	6,9 (7,2)	6,9 (7,2)	5,4 (5,8)	5,4 (5,8)
Fuel tank capacity – usable (litres)	86	86	86 (105 LWB)	105	105
CO ₂ Combined emissions (g/km)	182	164	219	299	299
Diesel Particulate Filter (DPF)	■	■	■	–	–

■ Standard – Not Available.

*Maximum speed when specified with 22" wheels **Maximum coupling point/nose weight when vehicle is at maximum laden weight is 150kg (120kg with SDV6 Hybrid engine and V8 Supercharged 550PS).

A WORLD OF LAND ROVER



LAND ROVER EXPERIENCE

Ever since its inception, Land Rover has been ready for anything. Its legendary capability has seen it tackle the most demanding of terrains, in the most difficult conditions. Its versatile interior has become synonymous with comfort and greater loadspace. And its 'can do' attitude has made it the most welcome of vehicles across the globe.

You can be part of the Land Rover story at one of our Land Rover Experience Centres. You can see how each and every one of these iconic vehicles is built. You can take one out onto off-road tracks where your driving skills will be put to the test. Or you can go even further on one of our Adventure Travel holidays to such countries as Tanzania, Iceland or Morocco.

Adventure awaits.

For more information, visit
landrover.com/experiences



LAND ROVER ONELIFE

Onelife, the award-winning Land Rover magazine, is published twice a year and reaches customers in 40 countries. Each issue is filled with the latest Land Rover news and vehicles, insights into the technology and design that shape each vehicle, inspirational journeys and opinions from international experts.



LAND ROVER FINANCIAL SERVICES

Getting the keys to your very own Land Rover has never been so simple. And it's more affordable than you might think. New or used, for personal or business use, we have an option that puts you in complete control. Please speak to your nearest Land Rover Retailer to find out more.

FLEET & BUSINESS

Land Rover is dedicated to being the premium manufacturer of choice for fleets and businesses, by providing a highly attractive range of vehicles and exemplary customer service.

Distinctive, capable and versatile, all Land Rover vehicles deliver low Total Cost of Ownership through strong residual values, competitive service, maintenance and repair costs, and impressive fuel economy and CO₂ emissions.

We are also committed to providing a totally customer-focused aftersales service, which will ensure every Land Rover vehicle is kept on the road and in top condition, in the easiest and most cost-efficient way for businesses.

For more information, visit
landrover.com/fleet-and-business



LAND ROVER COLLECTION

The vehicle is just the beginning. The latest Land Rover Collection is now available for you to discover.

A meticulous attention to detail doesn't stop with our vehicles. You'll find the same level of craftsmanship in all of our clothing, travel items and premium gift ideas. So whether you're shopping for yourself or a loved one, you know the quality is assured.

The Land Rover collection includes ladies and gents clothing, an extensive range of small leather goods such as wallets, portfolios, iPad and iPhone cases along with briefcases and weekender bags. A range of cufflinks and ladies silk scarves add a luxury feel to the collection. There's gear for the kids too, with colourful fun clothing, caps and replica model vehicles for them to enjoy.

Please contact your nearest Land Rover Retailer for more information.



LAND ROVER ROADSIDE ASSISTANCE

Land Rover Assistance provides assistance in motoring emergencies, from immobilisation due to breakdown or accident to minor problems such as punctures. You can rely on our roadside assistance, whatever the situation, wherever you happen to be.

For further details please consult your Warranty Benefits handbook, contact your nearest Land Rover Approved Service Centre or visit landrover.com/ownership

IMPORTANT NOTICE: Jaguar Land Rover Limited is constantly seeking ways to improve the specification, design and production of its vehicles and alterations take place continually. Whilst every effort is made to produce up to date literature, this brochure should not be regarded as an infallible guide to current specifications, nor does it constitute an offer for the sale of any particular vehicle. Distributors and Retailers are not agents of Jaguar Land Rover Limited by any express or implied undertaking or representation.

All Land Rover Approved Accessories fitted by a Land Rover Retailer within one month or 1.600 kilometres/1.000 miles (which ever occurs first) of the handover of a new registered vehicle will benefit from the same warranty terms and period of cover as the vehicle warranty. Accessories purchased outside of these parameters will be subject to a 12 month unlimited mileage warranty. All Land Rover Approved Accessories are rigorously tested to the same exacting standards as those applied to our vehicles. Performance in extreme hot and cold temperatures, corrosion resistance, impact and airbag deployment highlight some of the exhaustive product testing carried out to ensure accessories are both durable and importantly, continue to comply with current legislation. Some of the accessories featured are not available on all models. Please consult your nearest Land Rover Retailer for more information.

All our accessories are designed to be an integral part of Land Rover vehicles. While many items such as roof carriers are simple to fit, some products require specialist tools and diagnostic equipment to ensure correct integration with the vehicle structure and electrical systems. These products vary from market to market, please consult your Land Rover Retailer who will be pleased to advise you on current specifications and any query you may have.

The colours reproduced here are subject to the limitations of the printing process and may therefore vary slightly from the actual vehicle. The company reserves the right to alter or withdraw any colour finish without notice. Some of these colours may not be obtainable in your country. Please check availability of colours and current specifications with your Land Rover Retailer. Distributors and Retailers are not agents of Jaguar Land Rover Limited and have absolutely no authority to bind Jaguar Land Rover Limited to any express or implied undertaking or representation.

Castrol EDGE Professional exclusively recommended by Land Rover.

Vehicle shown on front and back cover is Autobiography in Aruba with optional features fitted (market dependent).



Jaguar Land Rover Limited Registered Office:
Abbey Road, Whitley, Coventry CV3 4LF
United Kingdom.

Registered in England: Number 1672070

landrover.com

© Jaguar Land Rover Limited 2016.
Publication Number: LRML XXXX/16

